DWSD
CS-1314 WASTEWATER MASTER PLAN

PROFILES OF SELECT DWSD INTERCEPTORS AND TRUNK SEWERS

TECHNICAL MEMORANDUM
TASK B.1.b - ANALYZE CRITICAL FACILITIES
22. APRIL .02
VERSION 2

LIST OF DRAWINGS

SEWER	DRAWING NUMBER
INDEX SHEET	INDEX
DETROIT RIVER INTERCEPTOR (COMMON-USE)	I-1
NORTH INTERCEPTOR-EAST ARM (COMMON-USE)	I-2
OAKWOOD-NORTHWEST INTERCEPTOR (COMMON-USE)	I-3A
OAKWOOD-NORTHWEST INTERCEPTOR (COMMON-USE)	I-3B
MACK AVE. RELIEF	T-4
FOX CREEK ENCLOSURE	T-5
ASHLAND RELIEF	T-6
EAST JEFFERSON RELIEF (EAST ARM)	T-7
EAST JEFFERSON RELIEF (WEST ARM)	T-8
CONNER CREEK ENCLOSURE	T-9
CONANT-MT. ELLIOT	T-10
FIRST-HAMILTON	T-11
LIVERNOIS RELIEF	T-12
ELMER TERNES	T-13
LONYO	T-14
BABY CREEK ENCLOSURE	T-15
HUBBELL	T-16
SOUTHFIELD	T-17
HUBBELL-SOUTHFIELD	T-18
W. McNICHOLS RELIEF	T-19
SCHOOLCRAFT RELIEF	T-20
LAKESHORE INTERCEPTOR (NON COMMON-USE)	M-1
GARFIELD/ROMEO INTERCEPTOR (NON COMMON-USE)	M-2
OAKLAND ARM	M-3
AVON ARM	M-4
15 MILE RD. INTERCEPTOR (NON COMMON-USE)	M-5
EDISON CORRIDOR	M-6

PROFILES ARE ONLY FOR PLANNING PURPOSES

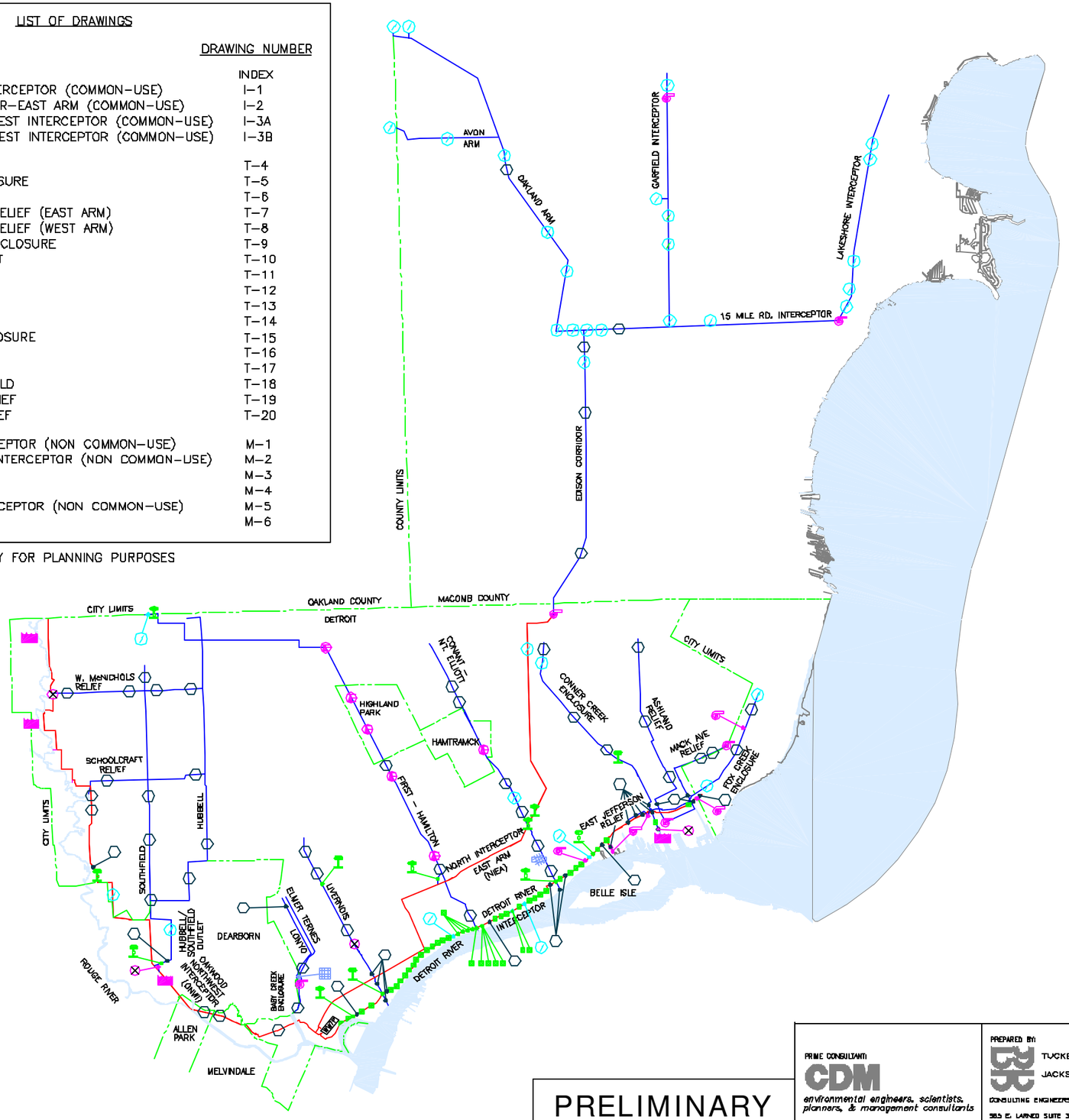

LEGEND

- CITY/COUNTY LIMITS
- INTERCEPTOR
- TRUNK SEWER
- VALVE REMOTE (VR)
- PROPOSED IN-SYSTEM STORAGE DEVICE (ISD)
- EXISTING IN-SYSTEM STORAGE DEVICE OR TASK 1 GATE
- FLOW METER
- CSO CONTROL FACILITY-DETENTION BASIN-
- CSO CONTROL FACILITY-SCREENING AND DISINFECTION FACILITY-
- PUMP STATION (P.S.)
- REGULATOR/DAM/BACKWATER GATE
- LEVEL SENSOR (L.S.)

PRELIMINARY

PRIME CONSULTANT: CDM — environmental engineers, scientists, planners, & management consultants

PREPARED BY: TUCKER,YOUNG JACKSON,TULL INC. — CONSULTING ENGINEERS PLANNERS — 565 E. LARNED SUITE 300 DETROIT,MICHIGAN (313) 963-0612 48226

CITY OF DETROIT

DETROIT WATER AND SEWERAGE DEPARTMENT
CS-1314

WASTEWATER COLLECTION SYSTEM
INDEX SHEET

CONTRACT NO. CS-1314	DATE: APRIL 22, 2002	DWG. NO.INDEX

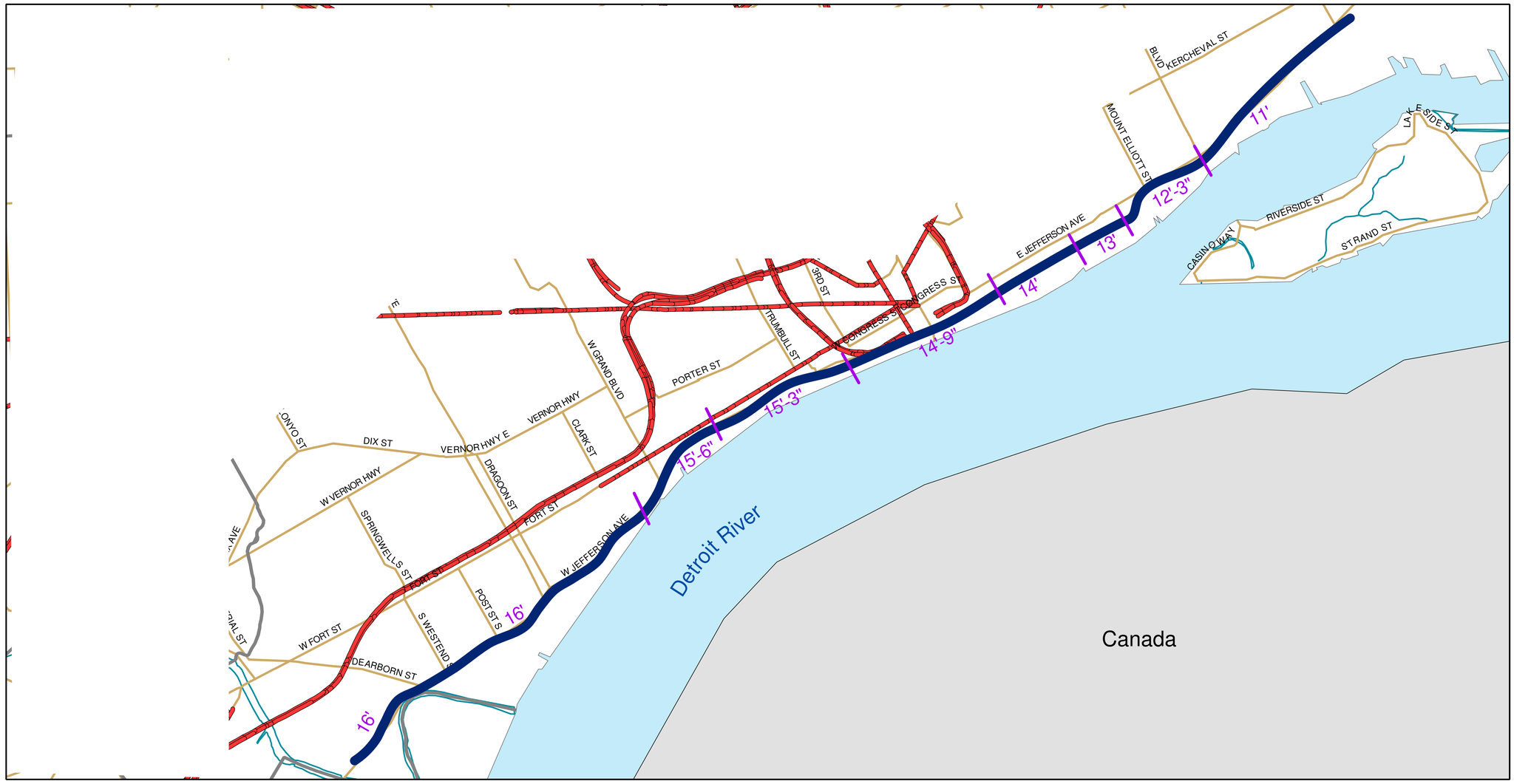

Planning Purposes Only.

LEGEND

- Sewer
- Transition in Pipe Diameter
- Pump Station

CS-1314 DWSD Wastewater Master Plan

Detroit River Interceptor Plan

April 22, 2002

CDM

0 0.375 0.75 1.5 Miles

N

DWSD-T-003r

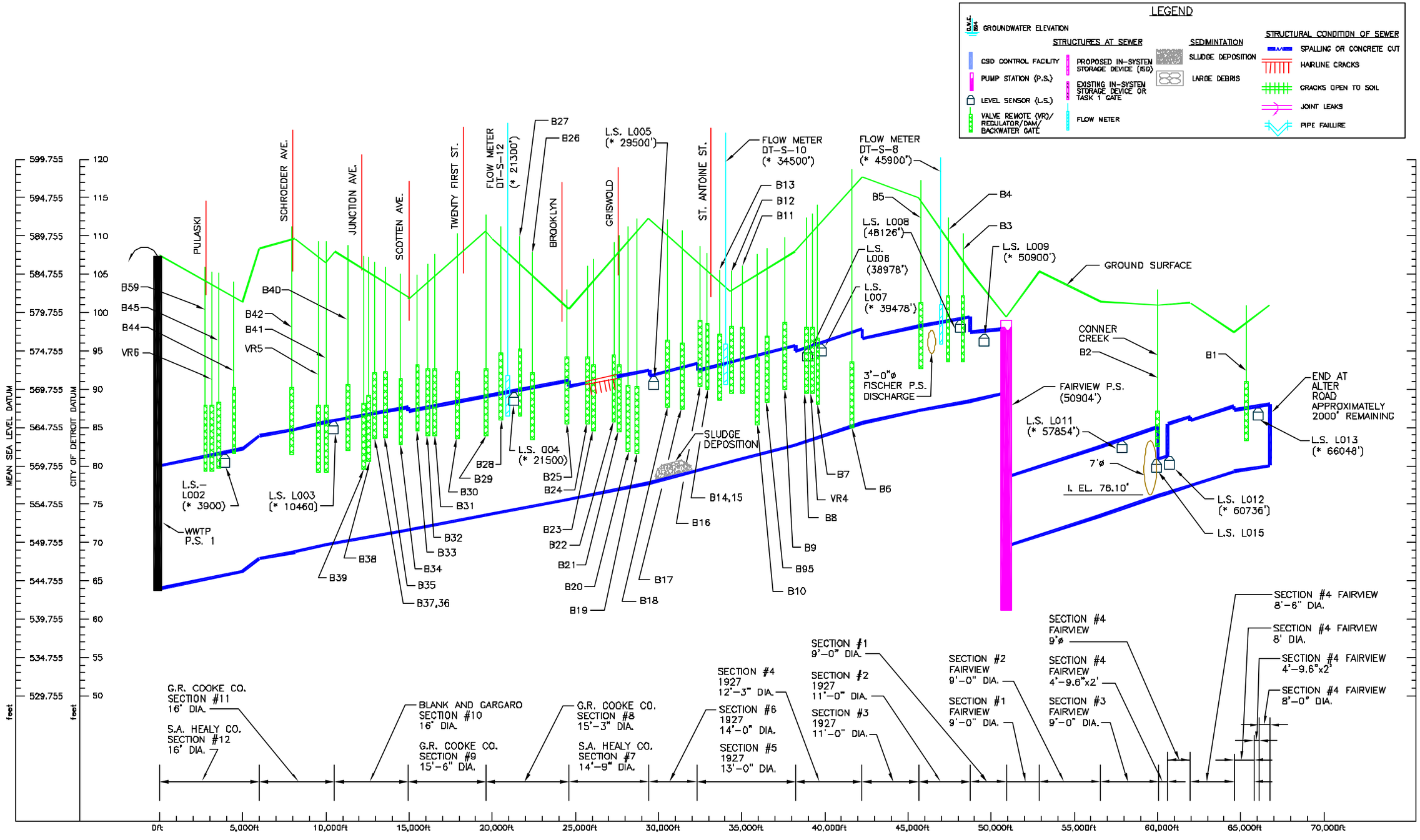

NOTE:

1. * APPROX. DISTANCE
2. PROFILE IS ONLY FOR PLANNING PURPOSES.

PRELIMINARY

PRIME CONSULTANT:
CDM
environmental engineers, scientists, planners, & management consultants

PREPARED BY:
TUCKER, YOUNG JACKSON, TULL INC.
CONSULTING ENGINEERS PLANNERS
565 E. LAFAYETTE SUITE 300 DETROIT, MICHIGAN 48226
(313) 963-0612

CITY OF DETROIT

CITY OF DETROIT
DETROIT WATER AND SEWERAGE DEPARTMENT
CS-1314 WASTEWATER MASTER PLAN

PROFILE
DETROIT RIVER INTERCEPTOR

CONTRACT NO. CS-1314 | DATE: APRIL 22, 2002 | DWG. NO. I-1

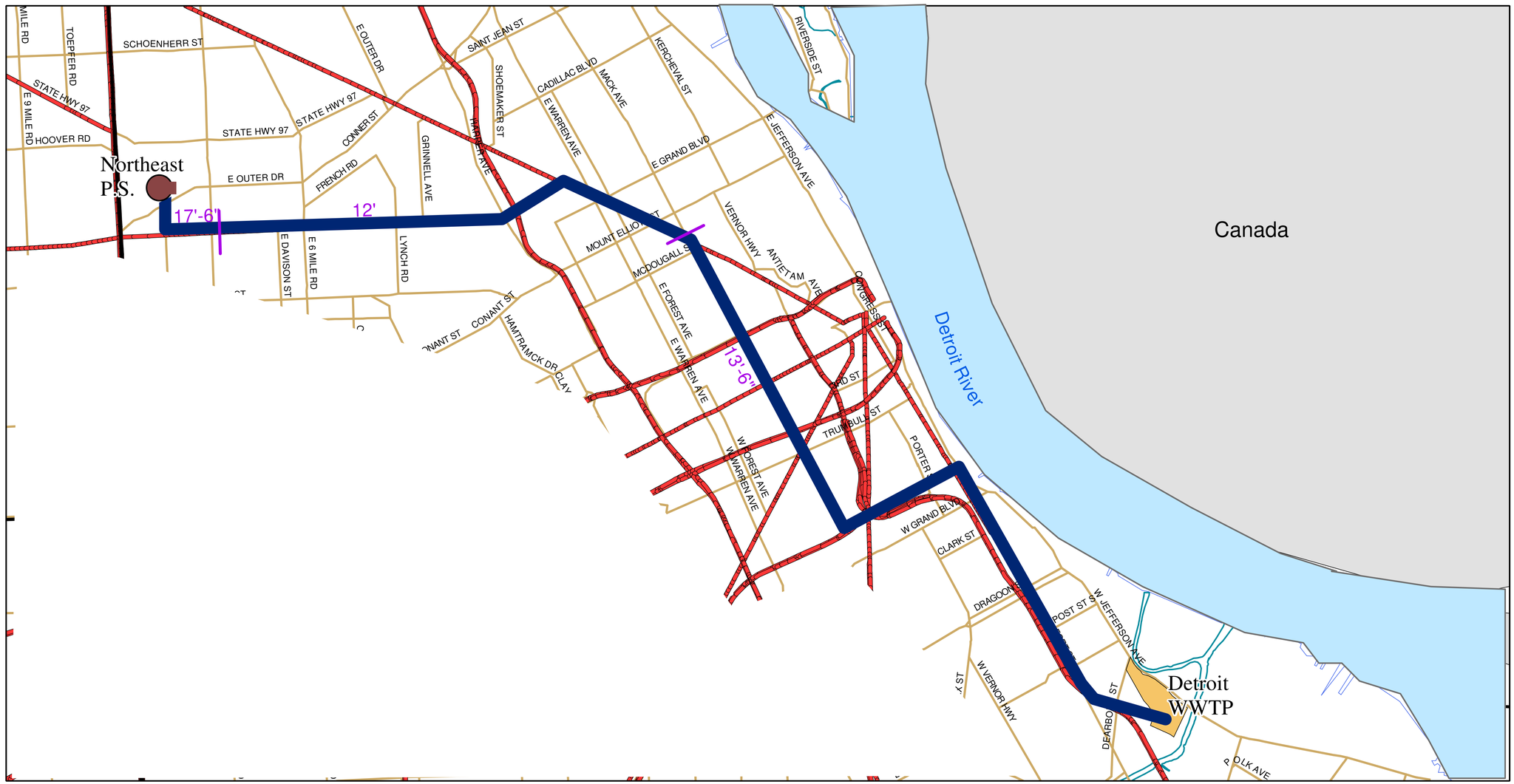

Planning Purposes Only.

LEGEND

- Sewer
- Transition in Pipe Diameter
- Pump Station

CS-1314 DWSD Wastewater Master Plan

North Interceptor-East Arm Plan

April 22, 2002

CDM

0 0.5 1 2 Miles

DWSD-T-003w

LEGEND

G.W.E. 594' — GROUNDWATER ELEVATION

STRUCTURES AT SEWER

- PUMP STATION (P.S.)
- LEVEL SENSOR (L.S.)
- VALVE REMOTE (VR)/ REGULATOR/DAM/ BACKWATER GATE
- PROPOSED IN-SYSTEM STORAGE DEVICE (ISD)
- EXISTING IN-SYSTEM STORAGE DEVICE OR TASK 1 GATE
- FLOW METER
- CSO CONTROL FACILITY

SEDIMENTATION

- SLUDGE DEPOSITION
- LARGE DEBRIS

STRUCTURAL CONDITION OF SEWER

- SPALLING OR CONCRETE CUT
- HAIRLINE CRACKS
- CRACKS OPEN TO SOIL
- JOINT LEAKS
- PIPE FAILURE

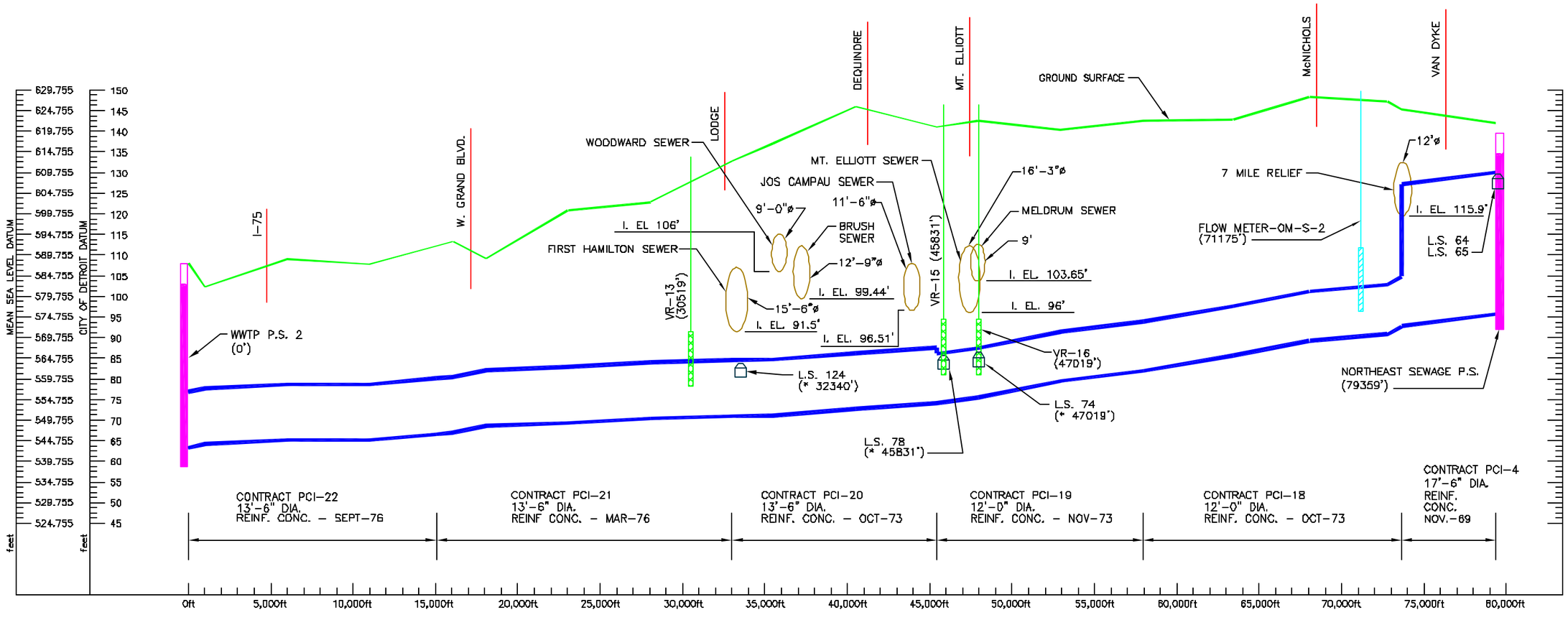

NOTE:

1. * APPROX. DISTANCE
2. PROFILE IS ONLY FOR PLANNING PURPOSES.

PRELIMINARY

PRIME CONSULTANT: CDM — environmental engineers, scientists, planners, & management consultants

PREPARED BY: TUCKER, YOUNG JACKSON-TULL INC. — CONSULTING ENGINEERS PLANNERS — 565 E. LARNED SUITE 300 DETROIT, MICHIGAN 48226 (313) 963-0612

CITY OF DETROIT

CITY OF DETROIT
DETROIT WATER AND SEWERAGE DEPARTMENT
CS-1314 WASTEWATER MASTER PLAN

PROFILE
NORTH INTERCEPTOR - EAST ARM

CONTRACT NO. CS-1314 | DATE: APRIL 22, 2002 | DWG. NO. I-2

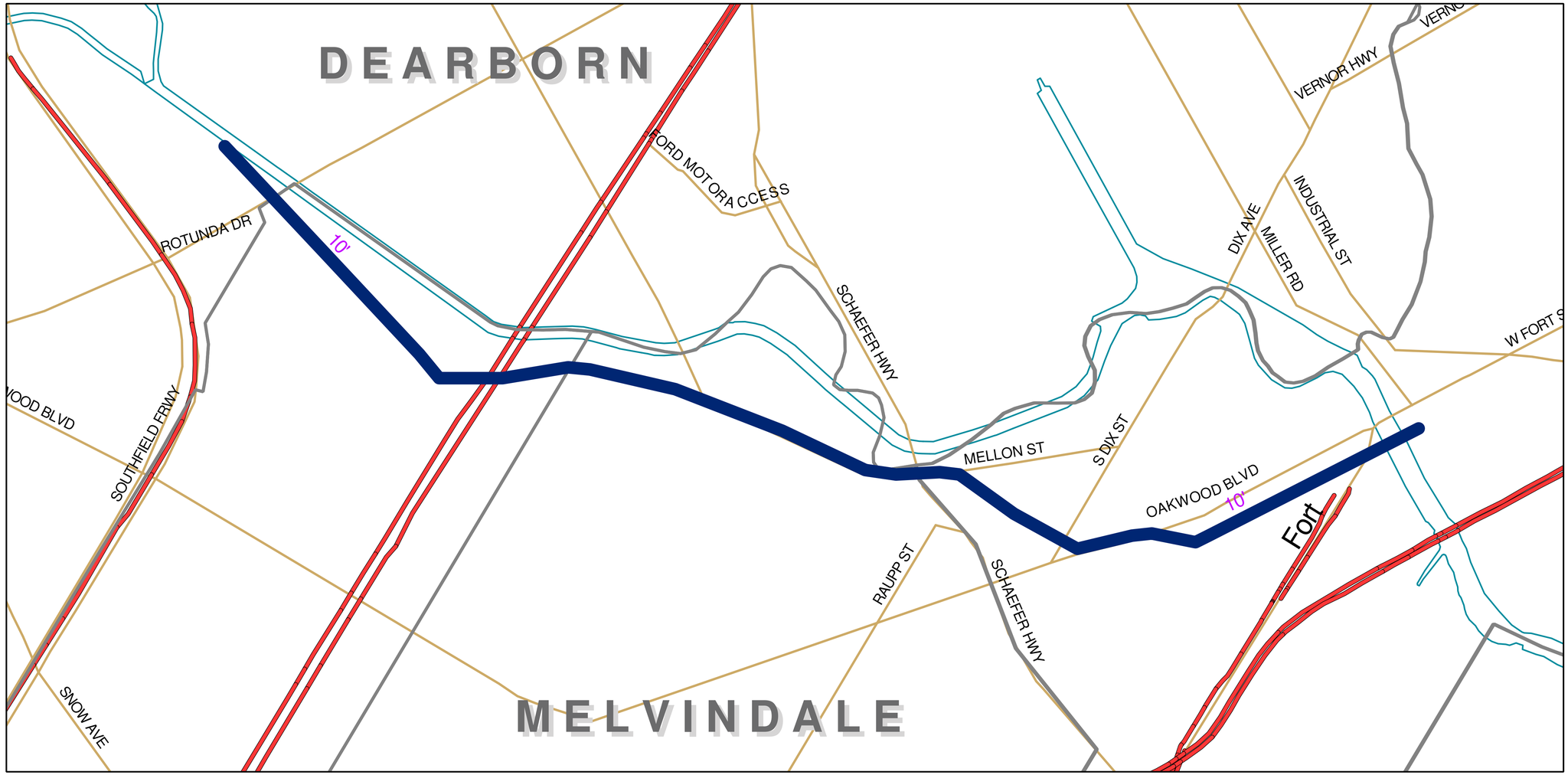

Planning Purposes Only.

LEGEND

- Sewer
- Transition in Pipe Diameter
- Pump Station

CS-1314 DWSD Wastewater Master Plan

Oakwood-Northwest Interceptor Plan

April 22, 2002

CDM

0 0.125 0.25 0.5 Miles

N

DWSD-T-003x

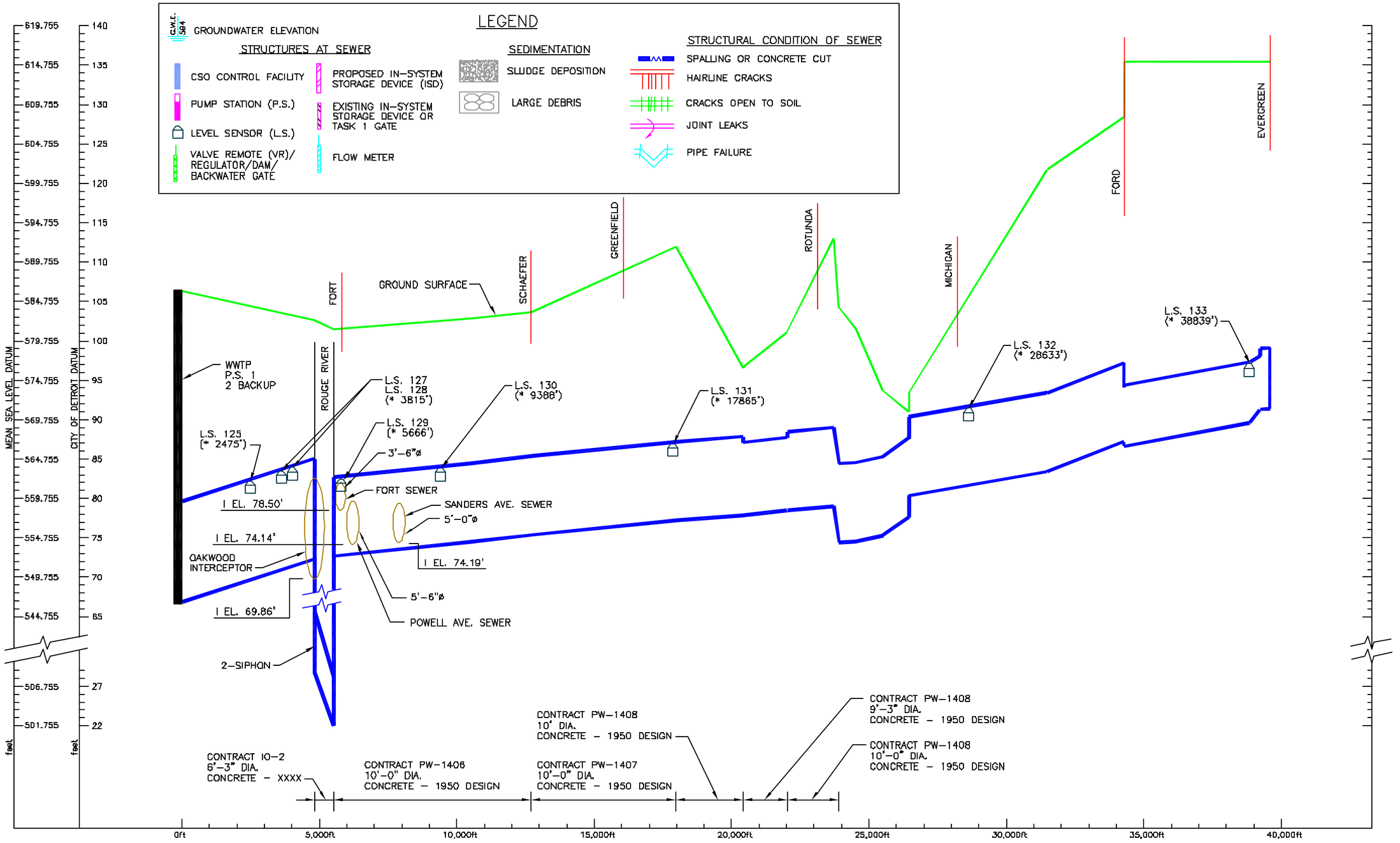

NOTE:

1. * APPROX. DISTANCE
2. PROFILE IS ONLY FOR PLANNING PURPOSES.

PRELIMINARY

PRIME CONSULTANT:
CDM
environmental engineers, scientists, planners, & management consultants

PREPARED BY:
TUCKER, YOUNG JACKSON, TULL INC.
CONSULTING ENGINEERS PLANNERS
565 E. LARNED SUITE 300 DETROIT, MICHIGAN 48226
(313) 883-8812

CITY OF DETROIT

CITY OF DETROIT
DETROIT WATER AND SEWERAGE DEPARTMENT
CS-1314 WASTEWATER MASTER PLAN

PROFILE
OAKWOOD - NORTHWEST INTERCEPTOR

CONTRACT NO. CS-1314 | DATE: APRIL 22, 2002 | DWG. NO. I-3A

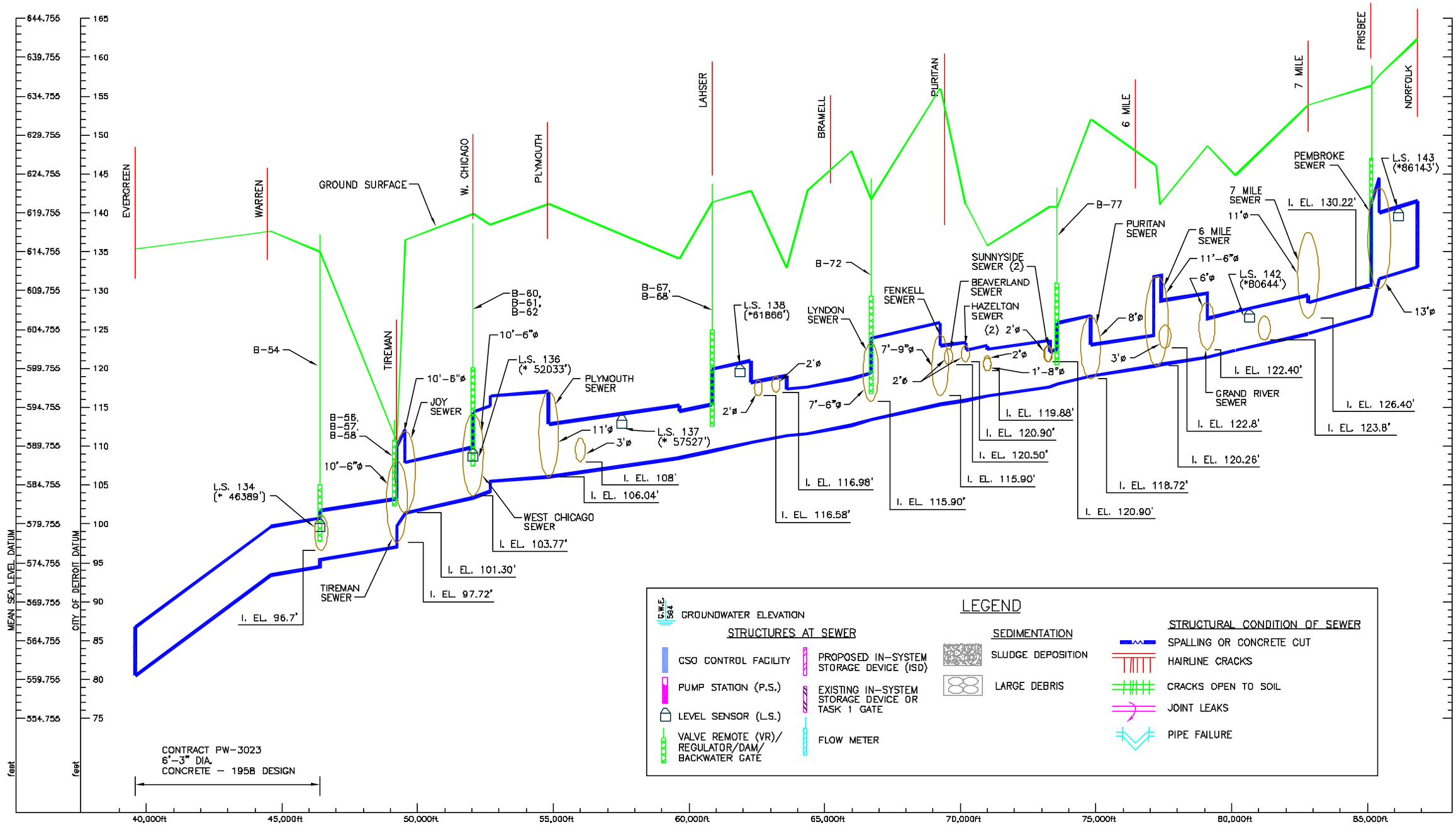

NOTE:

1. * APPROX. DISTANCE
2. PROFILE IS ONLY FOR PLANNING PURPOSES.

PRELIMINARY

PRIME CONSULTANT: CDM — environmental engineers, scientists, planners, & management consultants

PREPARED BY: TUCKER, YOUNG JACKSON, TULL INC. — CONSULTING ENGINEERS PLANNERS — 565 E. LARNED SUITE 300 DETROIT, MICHIGAN 48226 (313) 963-0612

CITY OF DETROIT

CITY OF DETROIT
DETROIT WATER AND SEWERAGE DEPARTMENT
CS-1314 WASTEWATER MASTER PLAN

PROFILE
OAKWOOD - NORTHWEST INTERCEPTOR

CONTRACT NO. CS-1314 | DATE: APRIL 22, 2002 | DWG. NO. I-38

Blue Hill
Pump Station

Freud
Pump Station

Lake
St. Clair

9'3"

14'

16'

Mack Ave

Planning Purposes Only.

LEGEND

- Sewer
- Transition in Pipe Diameter
- Pump Station

CS-1314 DWSD Wastewater Master Plan

Mack Ave Relief Sewer Plan

April 22, 2002

CDM

DWSD-T-003y

0 0.1 0.2 0.4 Miles

N

LEGEND

G.W.E. 584 — GROUNDWATER ELEVATION

STRUCTURES AT SEWER

- PUMP STATION (P.S.)
- LEVEL SENSOR (L.S.)
- VALVE REMOTE (VR)/ REGULATOR/DAM/ BACKWATER GATE
- PROPOSED IN-SYSTEM STORAGE DEVICE (ISD)
- EXISTING IN-SYSTEM STORAGE DEVICE OR TASK 1 GATE
- FLOW METER
- CSO CONTROL FACILITY

SEDIMINTATION

- SLUDGE DEPOSITION
- LARGE DEBRIS

STRUCTURAL CONDITION OF SEWER

- SPALLING OR CONCRETE CUT
- HAIRLINE CRACKS
- CRACKS OPEN TO SOIL
- JOINT LEAKS
- PIPE FAILURE

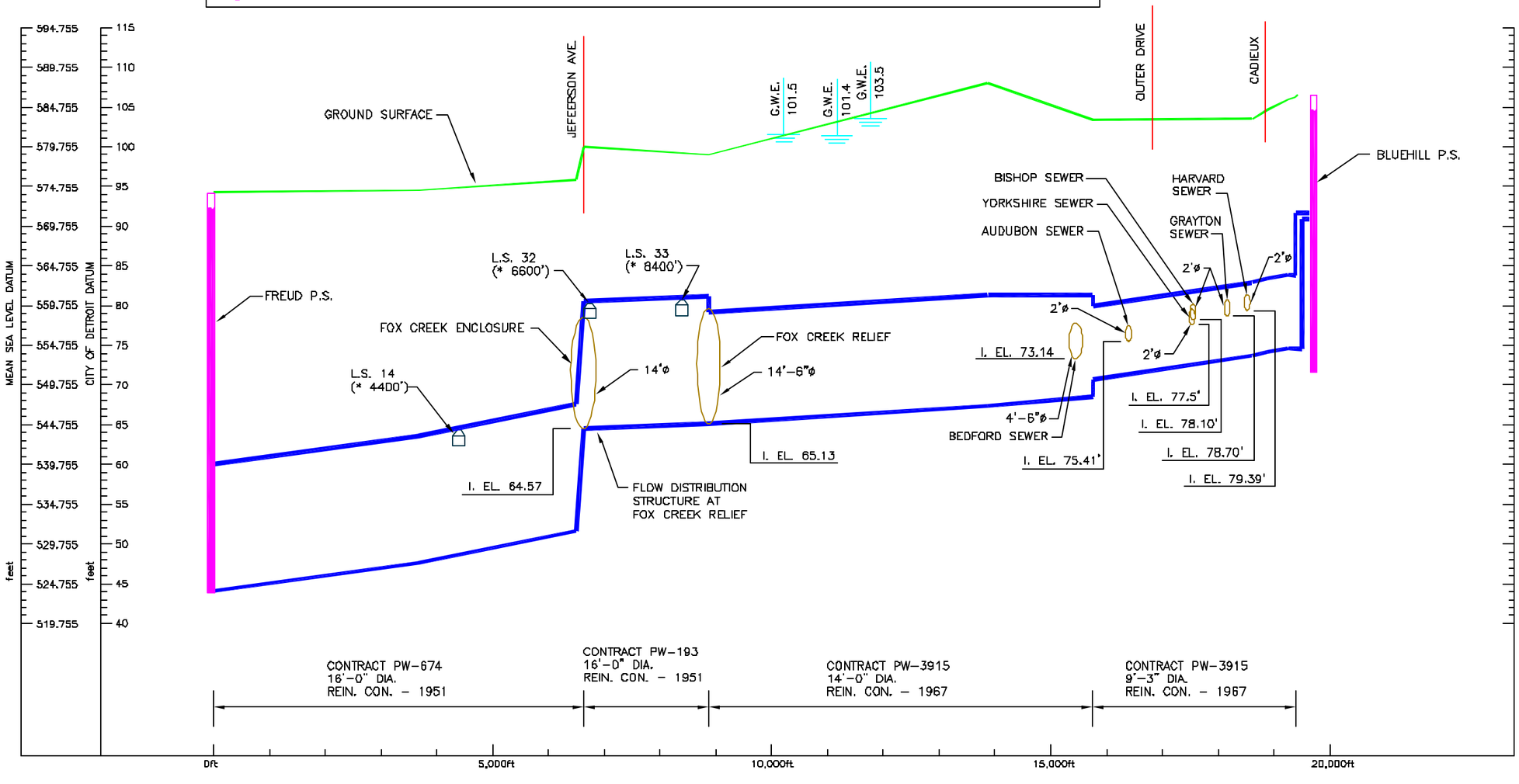

NOTE:

1. * APPROX. DISTANCE
2. PROFILE IS ONLY FOR PLANNING PURPOSES.

PRELIMINARY

PRIME CONSULTANT:
CDM
environmental engineers, scientists, planners, & management consultants

PREPARED BY:
TUCKER, YOUNG JACKSON, TULL INC.
CONSULTING ENGINEERS PLANNERS
565 E. LARNED SUITE 300 DETROIT, MICHIGAN 48226
(313) 863-0612

CITY OF DETROIT

CITY OF DETROIT
DETROIT WATER AND SEWERAGE DEPARTMENT
CS-1314 WASTEWATER MASTER PLAN

PROFILE
MACK AVENUE RELIEF SEWER

CONTRACT NO. CS-1314 | DATE: APRIL 22, 2002 | DWG. NO. T-4



Planning Purposes Only.

LEGEND

- Sewer
- Transition in Pipe Diameter
- Pump Station

CS-1314 DWSD Wastewater Master Plan

Fox Creek Enclosure

April 22, 2002

CDM

0 0.125 0.25 0.5 Miles

DWSD-T-003i

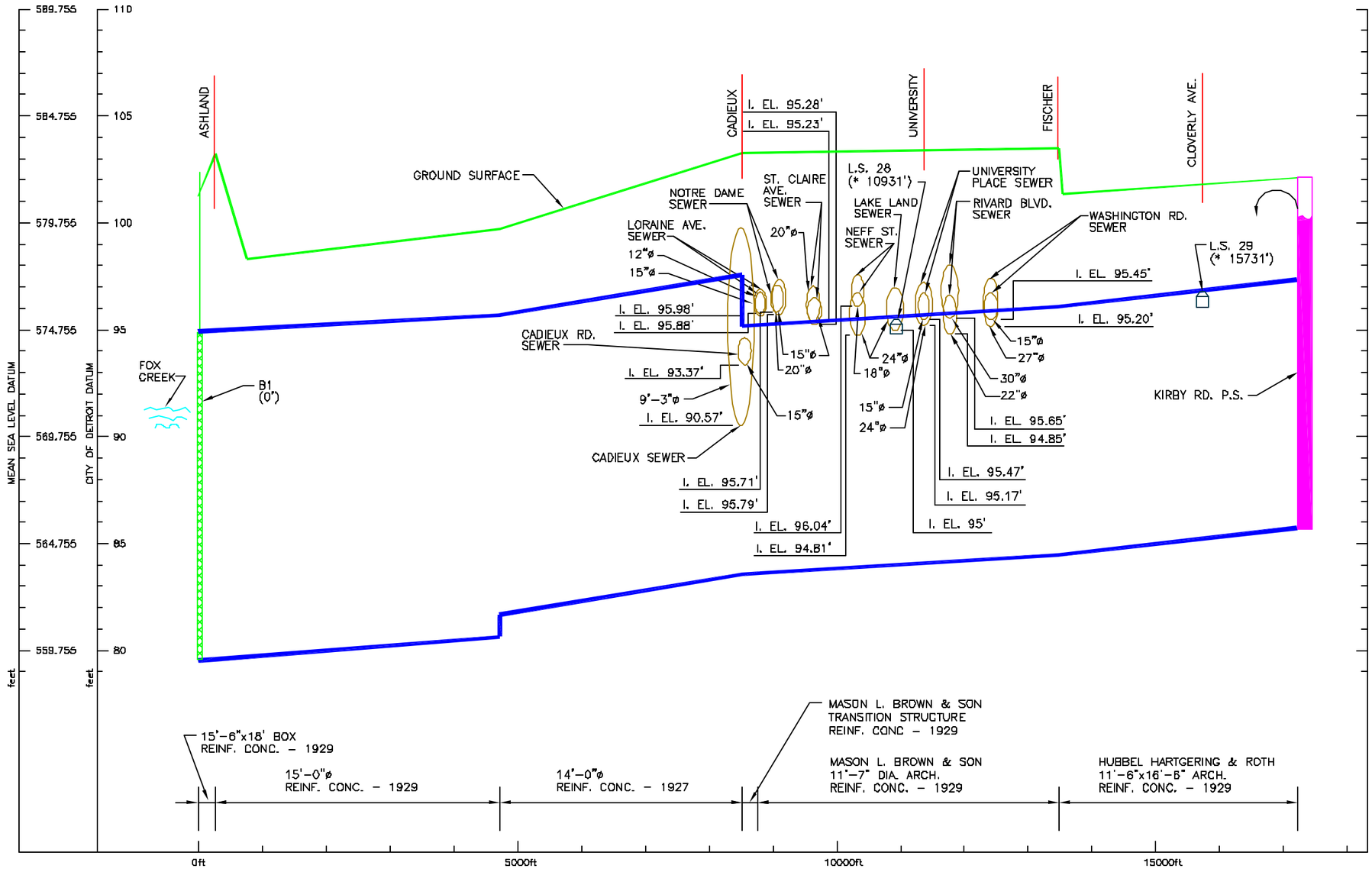

LEGEND

G.W.E. 594 — GROUNDWATER ELEVATION

STRUCTURES AT SEWER

- PUMP STATION (P.S.)
- CSO CONTROL FACILITY
- LEVEL SENSOR (L.S.)
- VALVE REMOTE (VR)/ REGULATOR/DAM/ BACKWATER GATE
- PROPOSED IN-SYSTEM STORAGE DEVICE (ISD)
- EXISTING IN-SYSTEM STORAGE DEVICE OR TASK 1 GATE
- FLOW METER

SEDIMENTATION

- SLUDGE DEPOSITION
- LARGE DEBRIS

STRUCTURAL CONDITION OF SEWER

- SPALLING OR CONCRETE CUT
- HAIRLINE CRACKS
- CRACKS OPEN TO SOIL
- JOINT LEAKS
- PIPE FAILURE

NOTE:

1. * APPROX. DISTANCE
2. PROFILE IS ONLY FOR PLANNING PURPOSES.

PRELIMINARY

PRIME CONSULTANT:
CDM
environmental engineers, scientists, planners, & management consultants

PREPARED BY:
TUCKER, YOUNG JACKSON, TULL INC.
CONSULTING ENGINEERS PLANNERS
565 E. LARNED SUITE 300 DETROIT, MICHIGAN 48226
(313) 963-0612

CITY OF DETROIT

CITY OF DETROIT
DETROIT WATER AND SEWERAGE DEPARTMENT
CS-1314 WASTEWATER MASTER PLAN

PROFILE
FOX CREEK ENCLOSURE

CONTRACT NO. CS-1314 | DATE: APRIL 22, 2002 | DWG. NO. T-5

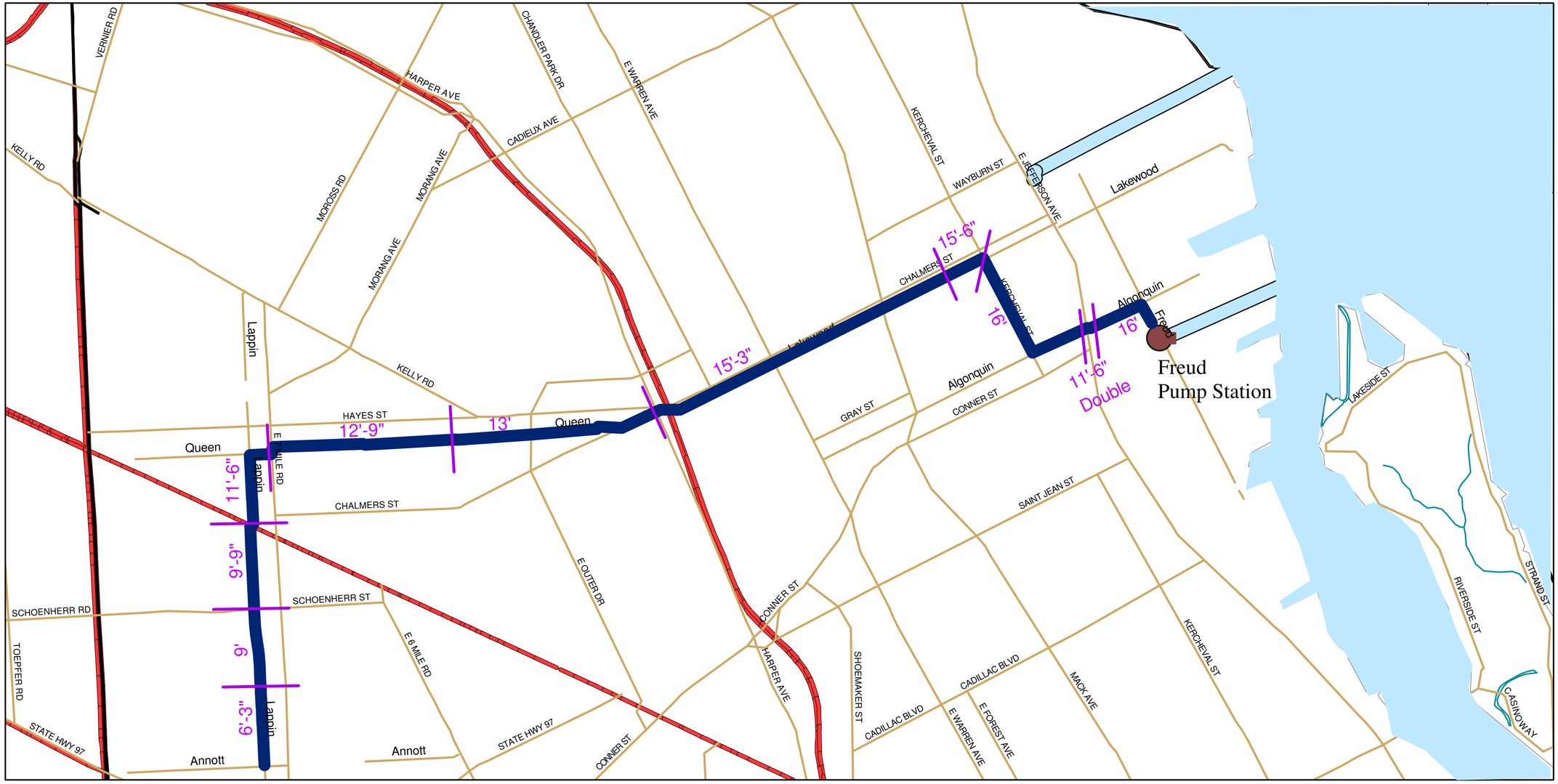

Planning Purposes Only.

LEGEND

- Sewer
- Transition in Pipe Diameter
- Pump Station

CS-1314 DWSD Wastewater Master Plan

Ashland Relief Sewer Plan

April 22, 2002

CDM

0 0.5 1 2 Miles

DWSD-T-003z

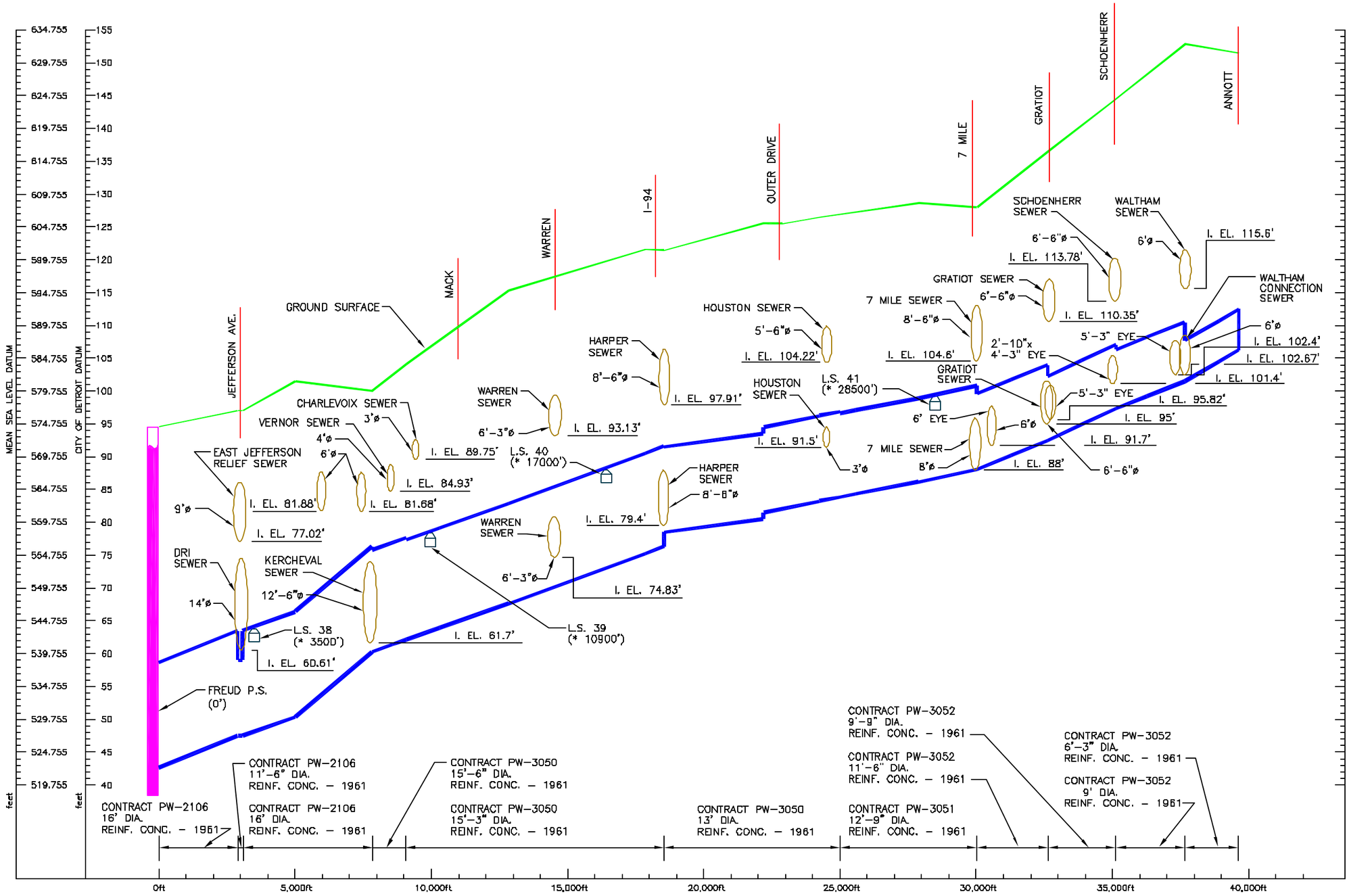

LEGEND

G.W.E. 594 — GROUNDWATER ELEVATION

STRUCTURES AT SEWER

- PUMP STATION (P.S.)
- CSO CONTROL FACILITY
- LEVEL SENSOR (L.S.)
- VALVE REMOTE (VR)/ REGULATOR/DAM/ BACKWATER GATE
- PROPOSED IN-SYSTEM STORAGE DEVICE (ISD)
- EXISTING IN-SYSTEM STORAGE DEVICE OR TASK 1 GATE
- FLOW METER

SEDIMENTATION

- SLUDGE DEPOSITION
- LARGE DEBRIS

STRUCTURAL CONDITION OF SEWER

- SPALLING OR CONCRETE CUT
- HAIRLINE CRACKS
- CRACKS OPEN TO SOIL
- JOINT LEAKS
- PIPE FAILURE

NOTE:

1. * APPROX. DISTANCE
2. PROFILE IS ONLY FOR PLANNING PURPOSES.

PRELIMINARY

PRIME CONSULTANT: CDM — environmental engineers, scientists, planners, & management consultants

PREPARED BY: TUCKER, YOUNG JACKSON-TULL INC. — CONSULTING ENGINEERS PLANNERS — 565 E. LARNED SUITE 300 DETROIT, MICHIGAN (313) 963-0612 48226

CITY OF DETROIT

CITY OF DETROIT
DETROIT WATER AND SEWERAGE DEPARTMENT
CS-1314 WASTEWATER MASTER PLAN

PROFILE
ASHLAND RELIEF SEWER

CONTRACT NO. CS-1314 | DATE: APRIL 22, 2002 | DWG. NO. T-6

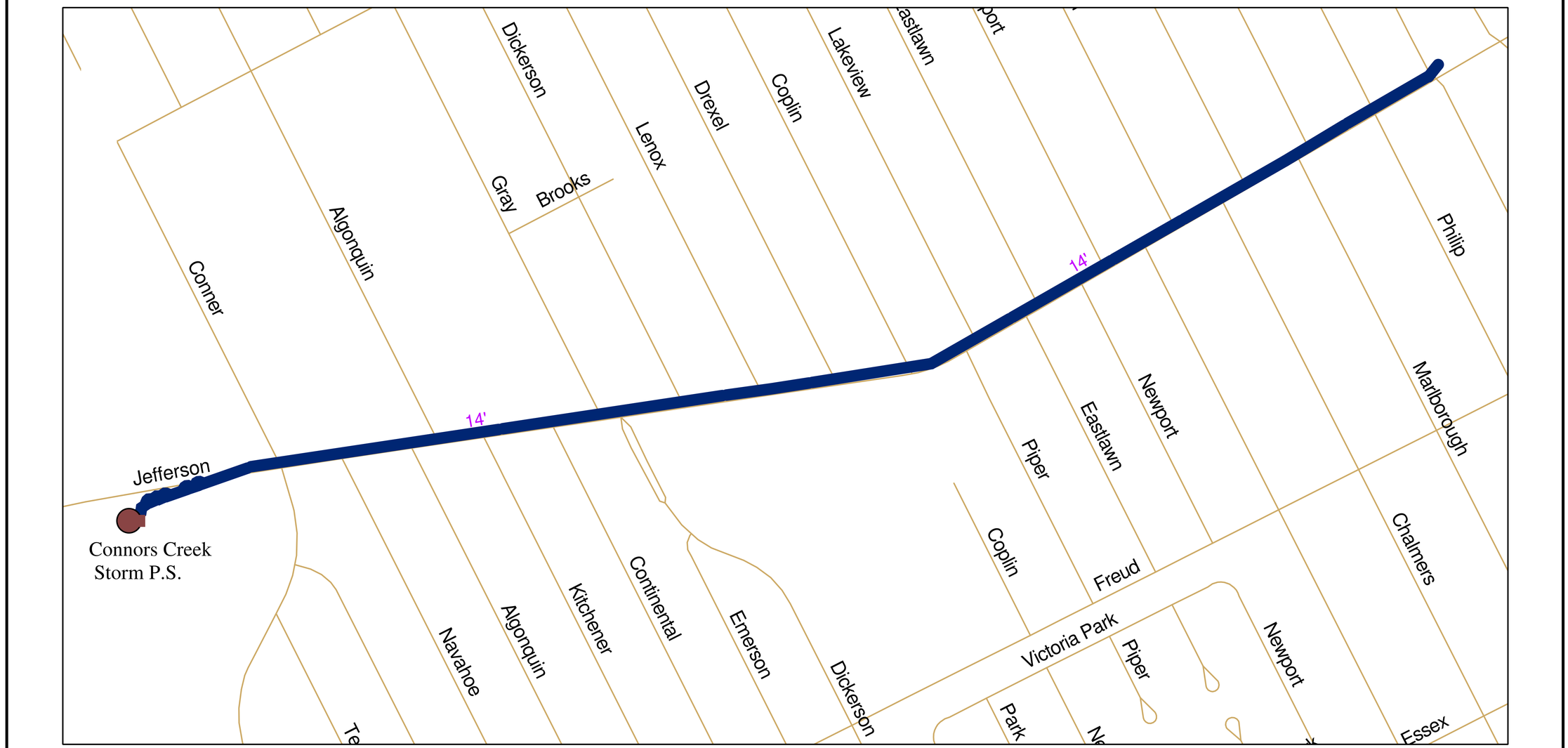

Planning Purposes Only.

LEGEND

- Sewer
- Transition in Pipe Diameter
- Pump Station

CS-1314 DWSD Wastewater Master Plan

East Jefferson Relief Sewer (East Arm) Plan

April 22, 2002

CDM

0 0.05 0.1 0.2 Miles

N

DWSD-T-003s

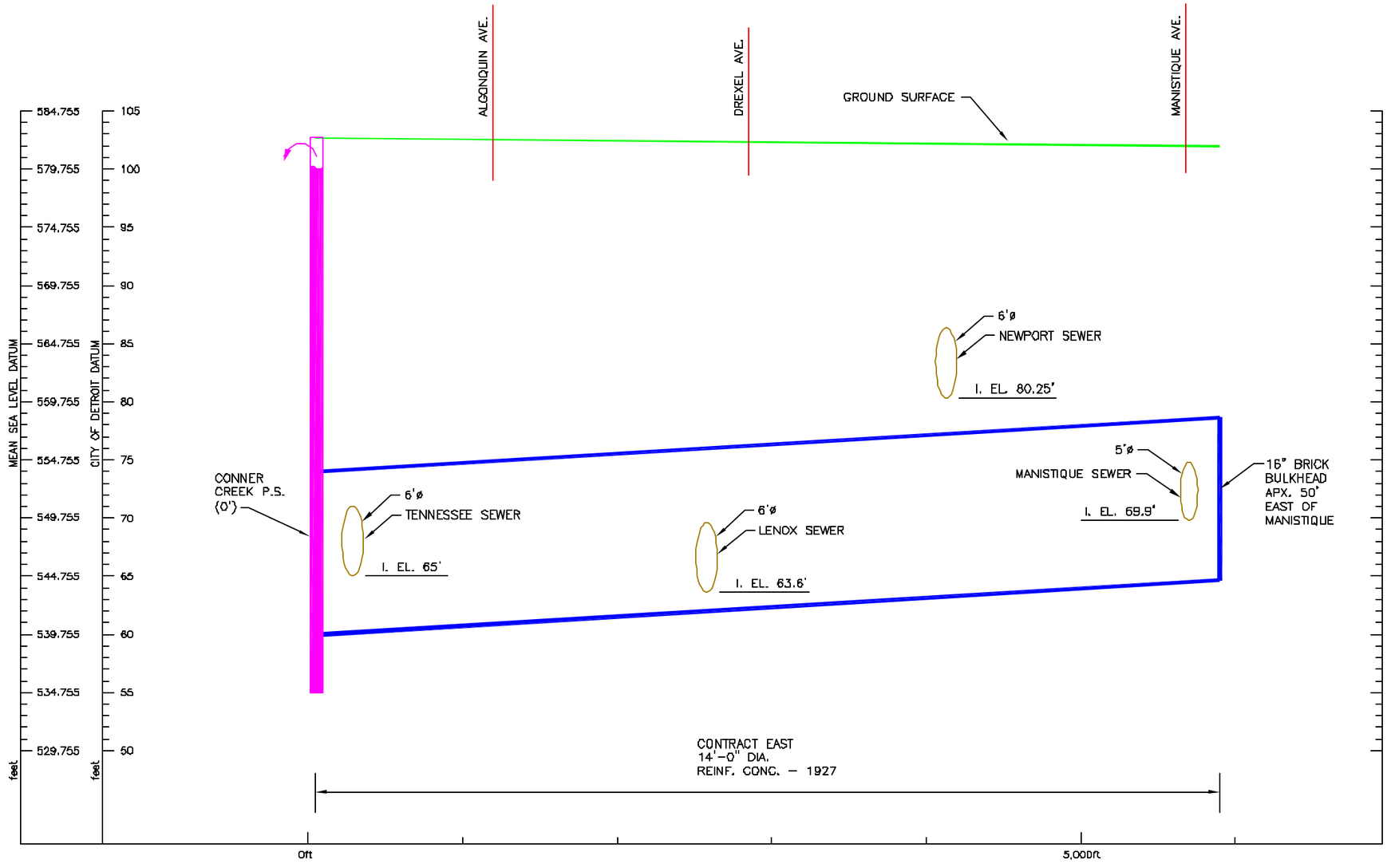

LEGEND

G.W.E. 594 — GROUNDWATER ELEVATION

STRUCTURES AT SEWER

- PUMP STATION (P.S.)
- CSO CONTROL FACILITY
- LEVEL SENSOR (L.S.)
- VALVE REMOTE (VR)/ REGULATOR/DAM/ BACKWATER GATE
- PROPOSED IN-SYSTEM STORAGE DEVICE (ISD)
- EXISTING IN-SYSTEM STORAGE DEVICE OR TASK 1 GATE
- FLOW METER

SEDIMENTATION

- SLUDGE DEPOSITION
- LARGE DEBRIS

STRUCTURAL CONDITION OF SEWER

- SPALLING OR CONCRETE CUT
- HAIRLINE CRACKS
- CRACKS OPEN TO SOIL
- JOINT LEAKS
- PIPE FAILURE

NOTE:

1. * APPROX. DISTANCE
2. PROFILE IS ONLY FOR PLANNING PURPOSES.

PRELIMINARY

PRIME CONSULTANT: CDM

PREPARED BY: TUCKER, YOUNG JACKSON, TULL INC.
CONSULTING ENGINEERS PLANNERS
565 E. LAFAYETTE SUITE 300 DETROIT, MICHIGAN 48226
(313) 963-0612

CITY OF DETROIT

CITY OF DETROIT
DETROIT WATER AND SEWERAGE DEPARTMENT
CS-1314 WASTEWATER MASTER PLAN

PROFILE
EAST JEFFERSON RELIEF SEWER (EAST ARM)

CONTRACT NO. CS-1314 | DATE: APRIL 22, 2002 | DWG. NO. T-7



Planning Purposes Only.

LEGEND

- Sewer
- Transition in Pipe Diameter
- Pump Station

CS-1314 DWSD Wastewater Master Plan

East Jefferson Relief Sewer (West Arm) Plan

April 22, 2002

CDM

0 0.035 0.07 0.14 Miles

N

DWSD-T-003t

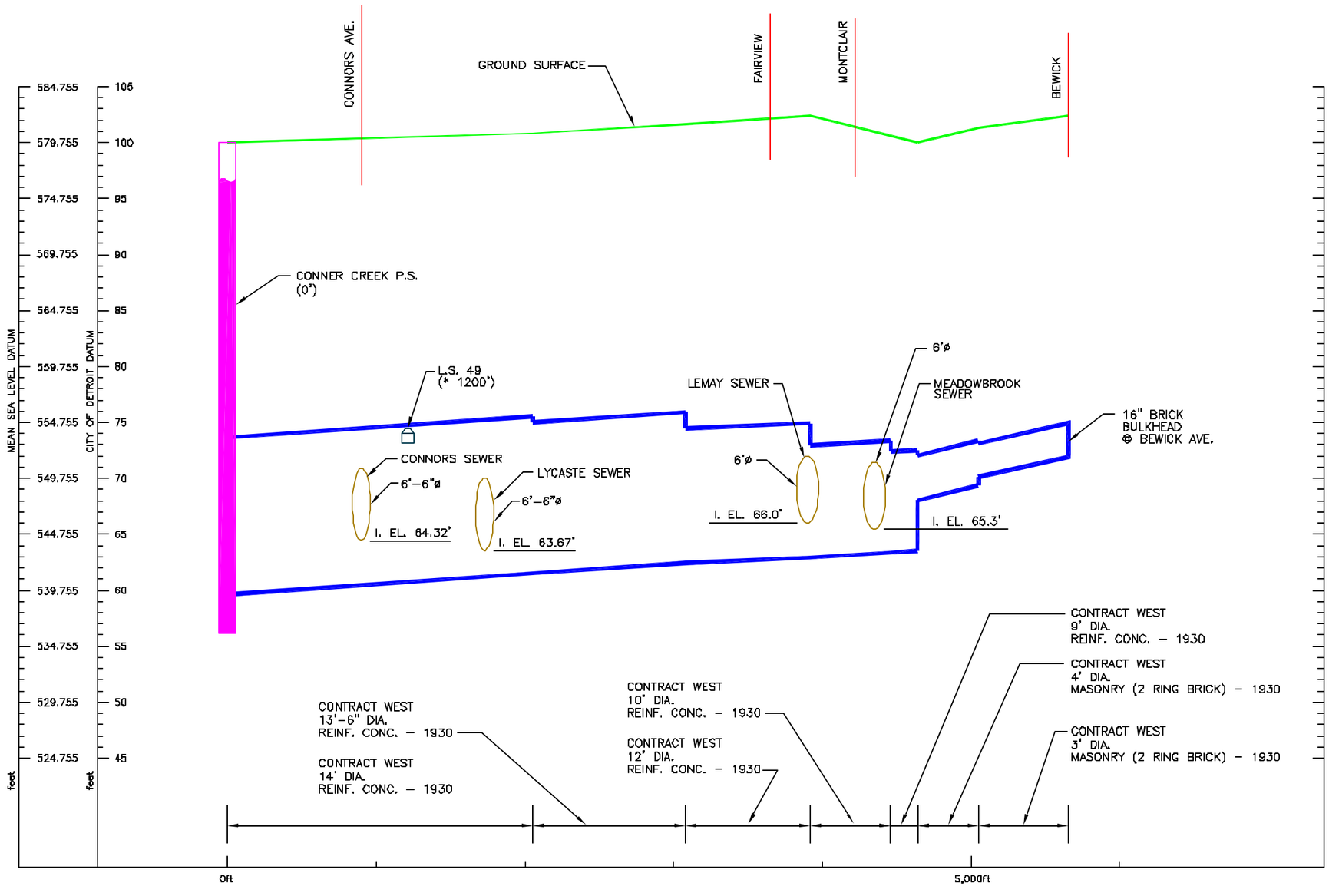

LEGEND

G.W.E. 594 — GROUNDWATER ELEVATION

STRUCTURES AT SEWER

- PUMP STATION (P.S.)
- CSO CONTROL FACILITY
- LEVEL SENSOR (L.S.)
- VALVE REMOTE (VR)/ REGULATOR/DAM/ BACKWATER GATE
- PROPOSED IN-SYSTEM STORAGE DEVICE (ISD)
- EXISTING IN-SYSTEM STORAGE DEVICE OR TASK 1 GATE
- FLOW METER

SEDIMENTATION

- SLUDGE DEPOSITION
- LARGE DEBRIS

STRUCTURAL CONDITION OF SEWER

- SPALLING OR CONCRETE CUT
- HAIRLINE CRACKS
- CRACKS OPEN TO SOIL
- JOINT LEAKS
- PIPE FAILURE

NOTE:

1. * APPROX. DISTANCE
2. PROFILE IS ONLY FOR PLANNING PURPOSES.

PRELIMINARY

PRIME CONSULTANT
CDM
environmental engineers, scientists, planners, & management consultants

PREPARED BY:
TUCKER, YOUNG JACKSON, TULL INC.
CONSULTING ENGINEERS PLANNERS
565 E. LARNED SUITE 300 DETROIT, MICHIGAN
(313) 883-0612 48226

CITY OF DETROIT

CITY OF DETROIT
DETROIT WATER AND SEWERAGE DEPARTMENT
CS-1314 WASTEWATER MASTER PLAN

PROFILE
EAST JEFFERSON RELIEF SEWER (WEST ARM)

CONTRACT NO. CS-1314 | DATE: APRIL 22, 2002 | DWG. NO. T-8



Planning Purposes Only.

LEGEND

- Sewer
- Transition in Pipe Diameter
- Pump Station

CS-1314 DWSD Wastewater Master Plan

Conner Creek Enclosure Plan

April 22, 2002

CDM

0 0.25 0.5 1 Miles

DWSD-T-003h

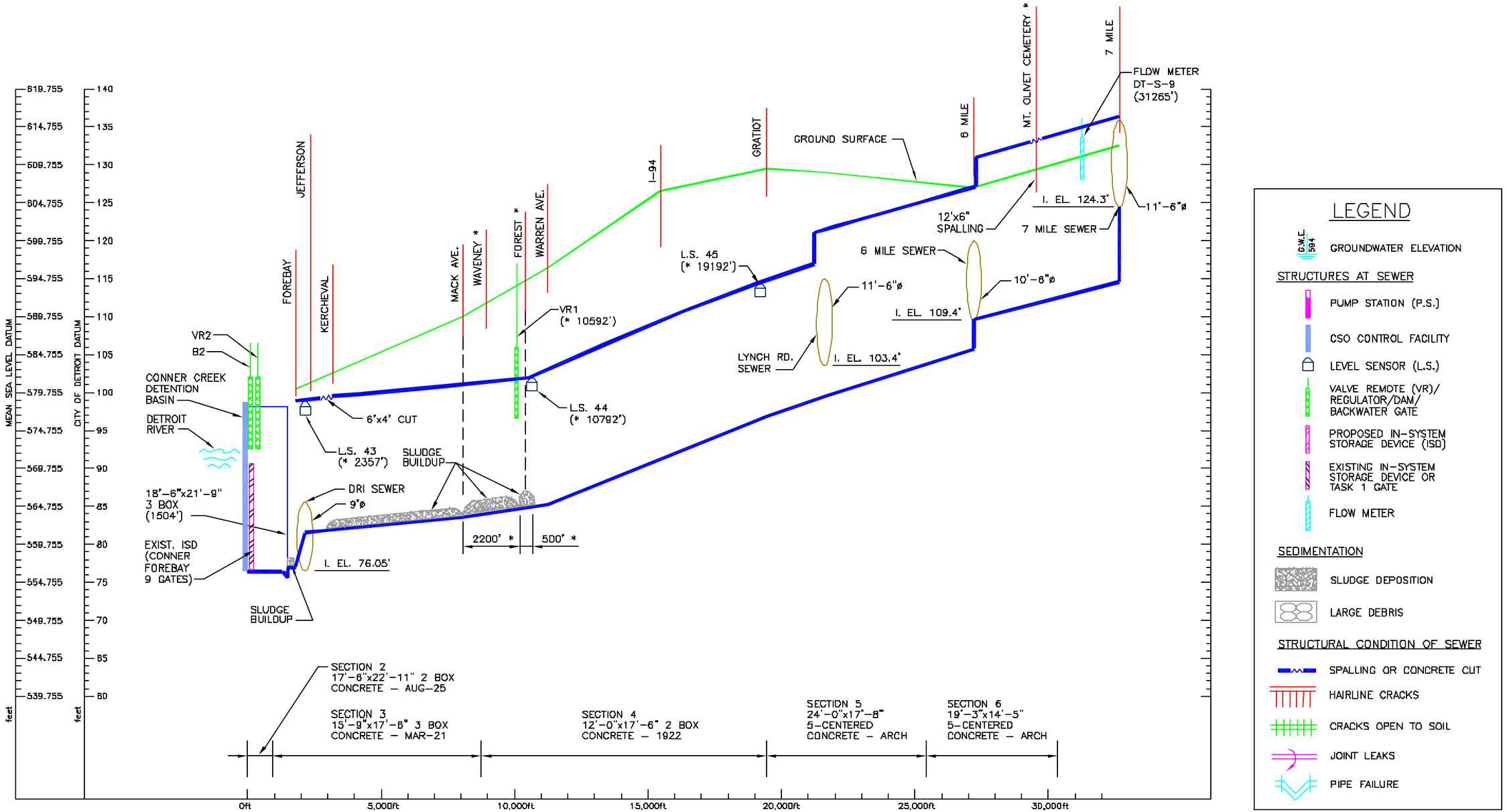

LEGEND

G.W.E. 594 — GROUNDWATER ELEVATION

STRUCTURES AT SEWER

- PUMP STATION (P.S.)
- CSO CONTROL FACILITY
- LEVEL SENSOR (L.S.)
- VALVE REMOTE (VR)/ REGULATOR/DAM/ BACKWATER GATE
- PROPOSED IN-SYSTEM STORAGE DEVICE (ISD)
- EXISTING IN-SYSTEM STORAGE DEVICE OR TASK 1 GATE
- FLOW METER

SEDIMENTATION

- SLUDGE DEPOSITION
- LARGE DEBRIS

STRUCTURAL CONDITION OF SEWER

- SPALLING OR CONCRETE CUT
- HAIRLINE CRACKS
- CRACKS OPEN TO SOIL
- JOINT LEAKS
- PIPE FAILURE

NOTE:

1. * APPROX. DISTANCE
2. PROFILE IS ONLY FOR PLANNING PURPOSES.

PRELIMINARY

PRIME CONSULTANT:
CDM
environmental engineers, scientists, planners, & management consultants

PREPARED BY:
TUCKER, YOUNG JACKSON, TULL INC.
CONSULTING ENGINEERS PLANNERS
565 E. LARNED SUITE 300 DETROIT, MICHIGAN 48226
(313) 863-0812

CITY OF DETROIT

CITY OF DETROIT
DETROIT WATER AND SEWERAGE DEPARTMENT
CS-1314 WASTEWATER MASTER PLAN

PROFILE
CONNER CREEK ENCLOSURE

CONTRACT NO. CS-1314 | DATE: APRIL 22, 2002 | DWG. NO. T-9

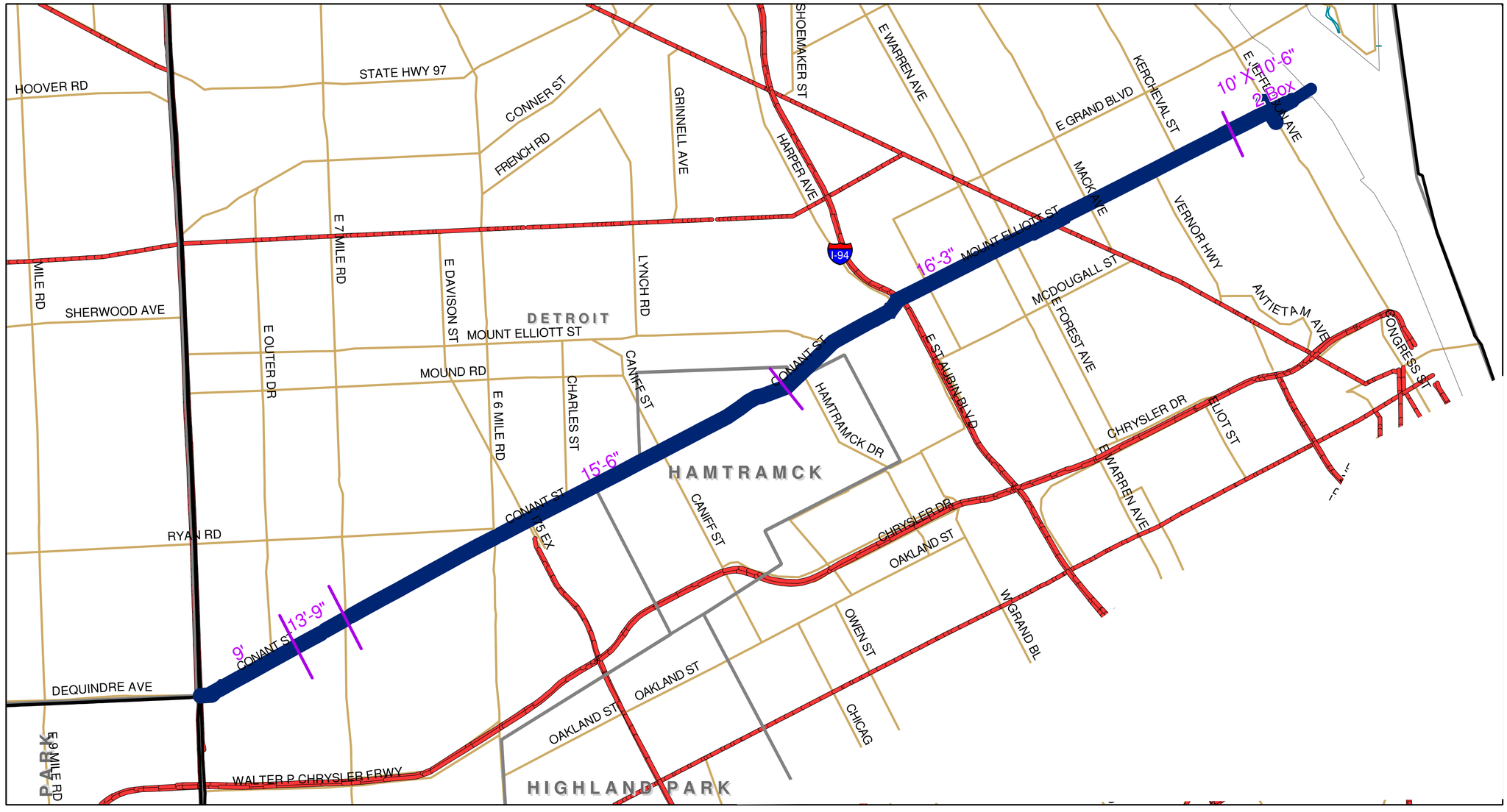

Planning Purposes Only.

LEGEND

- Sewer
- Transition in Pipe Diameter
- Pump Station

CS-1314 DWSD Wastewater Master Plan

Conant-Mt. Elliot Sewer Plan

April 22, 2002

CDM

0 0.5 1 2 Miles

DWSD-T-003q

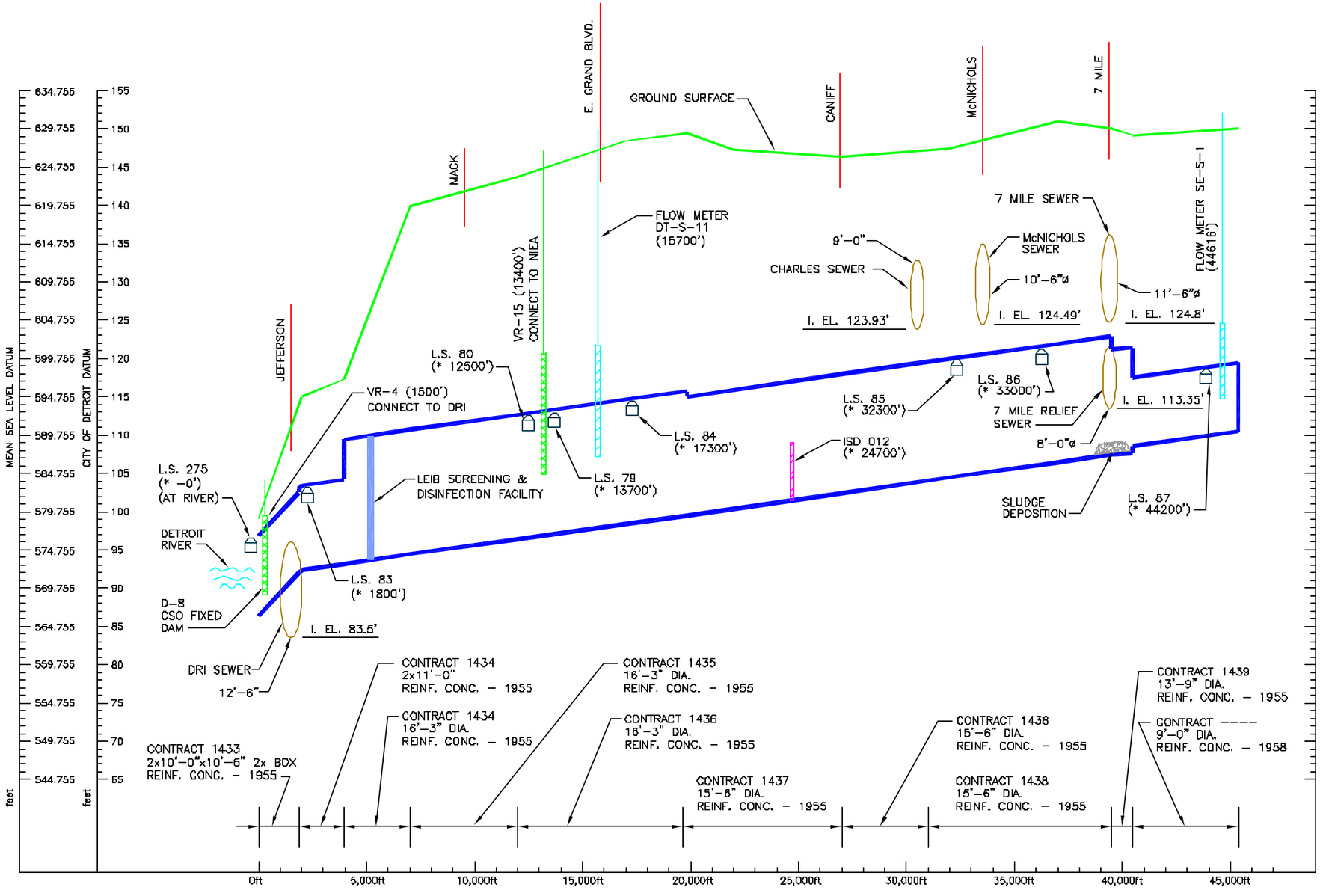

LEGEND

G.W.E. 594 — GROUNDWATER ELEVATION

STRUCTURES AT SEWER

- PUMP STATION (P.S.)
- CSO CONTROL FACILITY
- LEVEL SENSOR (L.S.)
- VALVE REMOTE (VR)/ REGULATOR/DAM/ BACKWATER GATE
- PROPOSED IN-SYSTEM STORAGE DEVICE (ISD)
- EXISTING IN-SYSTEM STORAGE DEVICE OR TASK 1 GATE
- FLOW METER

SEDIMENTATION

- SLUDGE DEPOSITION
- LARGE DEBRIS

STRUCTURAL CONDITION OF SEWER

- SPALLING OR CONCRETE CUT
- HAIRLINE CRACKS
- CRACKS OPEN TO SOIL
- JOINT LEAKS
- PIPE FAILURE

NOTE:

1. * APPROX. DISTANCE
2. PROFILE IS ONLY FOR PLANNING PURPOSES.

PRELIMINARY

PRIME CONSULTANT
CDM
environmental engineers, scientists, planners, & management consultants

PREPARED BY:
TUCKER, YOUNG JACKSON, TULL INC.
CONSULTING ENGINEERS PLANNERS
565 E. LARNED SUITE 300 DETROIT, MICHIGAN 48226
(313) 883-0612

CITY OF DETROIT

CITY OF DETROIT
DETROIT WATER AND SEWERAGE DEPARTMENT
CS-1314 WASTEWATER MASTER PLAN

PROFILE
CONANT - MT. ELLIOT SEWER

CONTRACT NO. CS-1314 | DATE: APRIL 22, 2002 | DWG. NO. T-10

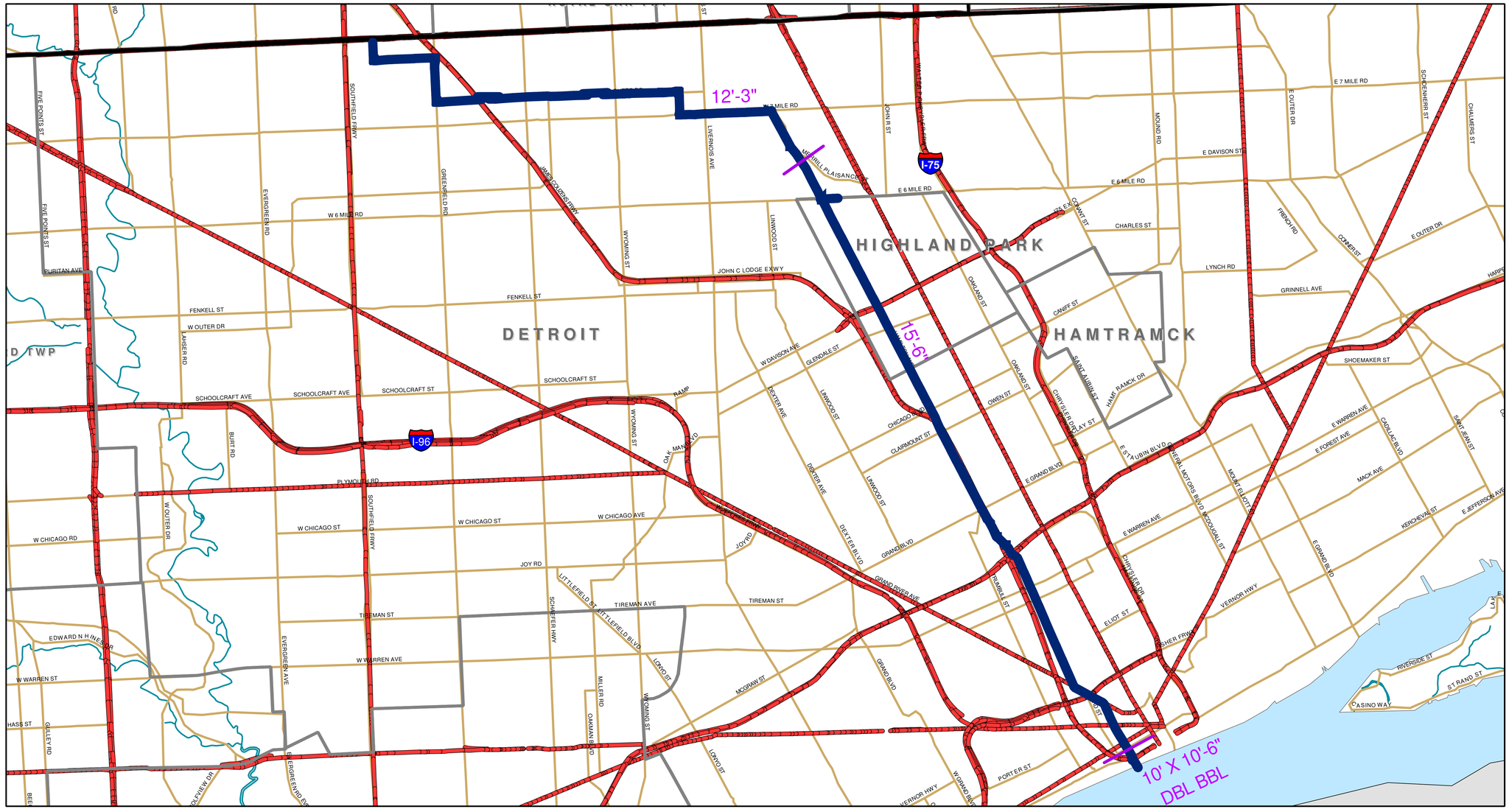

Planning Purposes Only.

LEGEND

- Sewer
- Transition in Pipe Diameter
- Pump Station

CS-1314 DWSD Wastewater Master Plan

First-Hamilton Sewer Plan

April 22, 2002

CDM

0 0.5 1 2 Miles

N

DWSD-T-003p

LEGEND

G.W.E. 594 — GROUNDWATER ELEVATION

STRUCTURES AT SEWER

- PUMP STATION (P.S.)
- LEVEL SENSOR (L.S.)
- VALVE REMOTE (VR)/ REGULATOR/DAM/ BACKWATER GATE
- PROPOSED IN-SYSTEM STORAGE DEVICE (ISD)
- EXISTING IN-SYSTEM STORAGE DEVICE OR TASK 1 GATE
- FLOW METER
- CSO CONTROL FACILITY

SEDIMINTATION

- SLUDGE DEPOSITION
- LARGE DEBRIS

STRUCTURAL CONDITION OF SEWER

- SPALLING OR CONCRETE CUT
- HAIRLINE CRACKS
- CRACKS OPEN TO SOIL
- JOINT LEAKS
- PIPE FAILURE

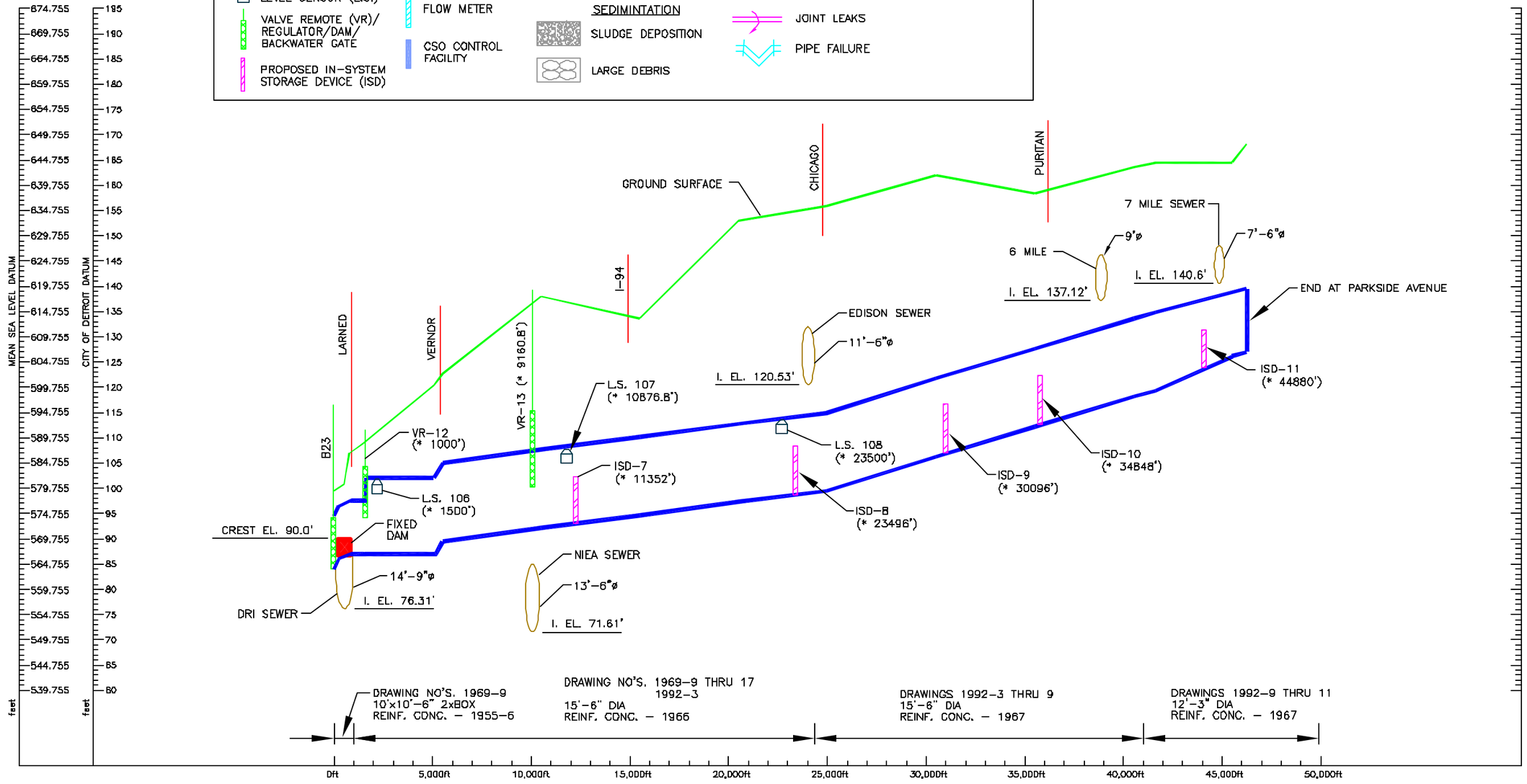

NOTE:

1. * APPROX. DISTANCE
2. PROFILE IS ONLY FOR PLANNING PURPOSES.

PRELIMINARY

PRIME CONSULTANT: CDM — environmental engineers, scientists, planners, & management consultants

PREPARED BY: TUCKER, YOUNG JACKSON, TULL INC. — CONSULTING ENGINEERS PLANNERS — 565 E. LARNED SUITE 300 DETROIT, MICHIGAN 48226 (313) 963-6612

CITY OF DETROIT

CITY OF DETROIT
DETROIT WATER AND SEWERAGE DEPARTMENT
CS-1314 WASTEWATER MASTER PLAN

PROFILE
FIRST - HAMILTON SEWER

CONTRACT NO. CS-1314 | DATE: APRIL 22, 2002 | DWG. NO. T-11

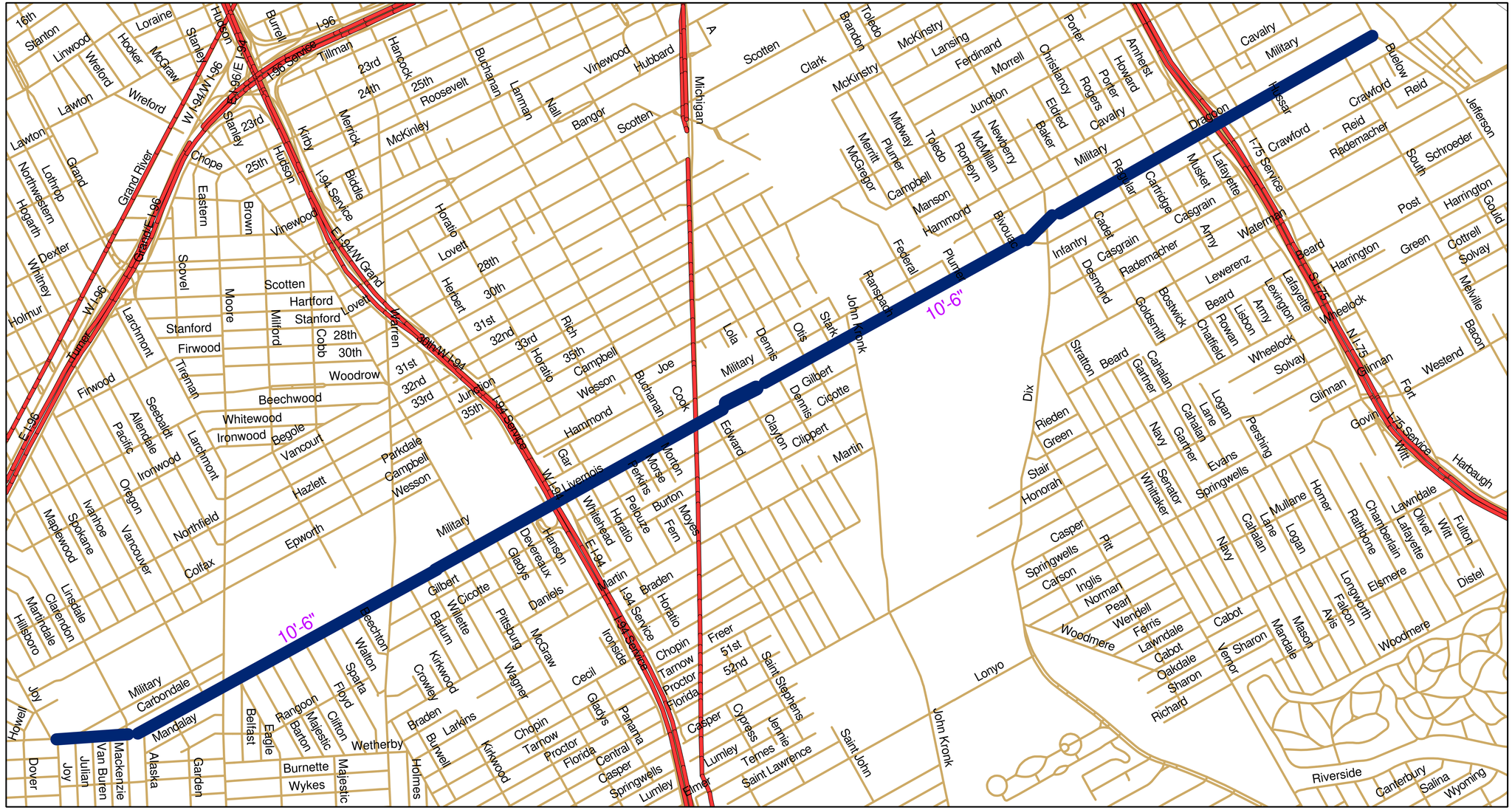

Planning Purposes Only.

WATER & SEWERAGE DEPT DETROIT

LEGEND

- Sewer
- Transition in Pipe Diameter
- Pump Station

CS-1314 DWSD Wastewater Master Plan

Livernois Relief Sewer Plan

April 22, 2002

CDM

N

0 0.2 0.4 0.8 Miles

DWSD-T-003n

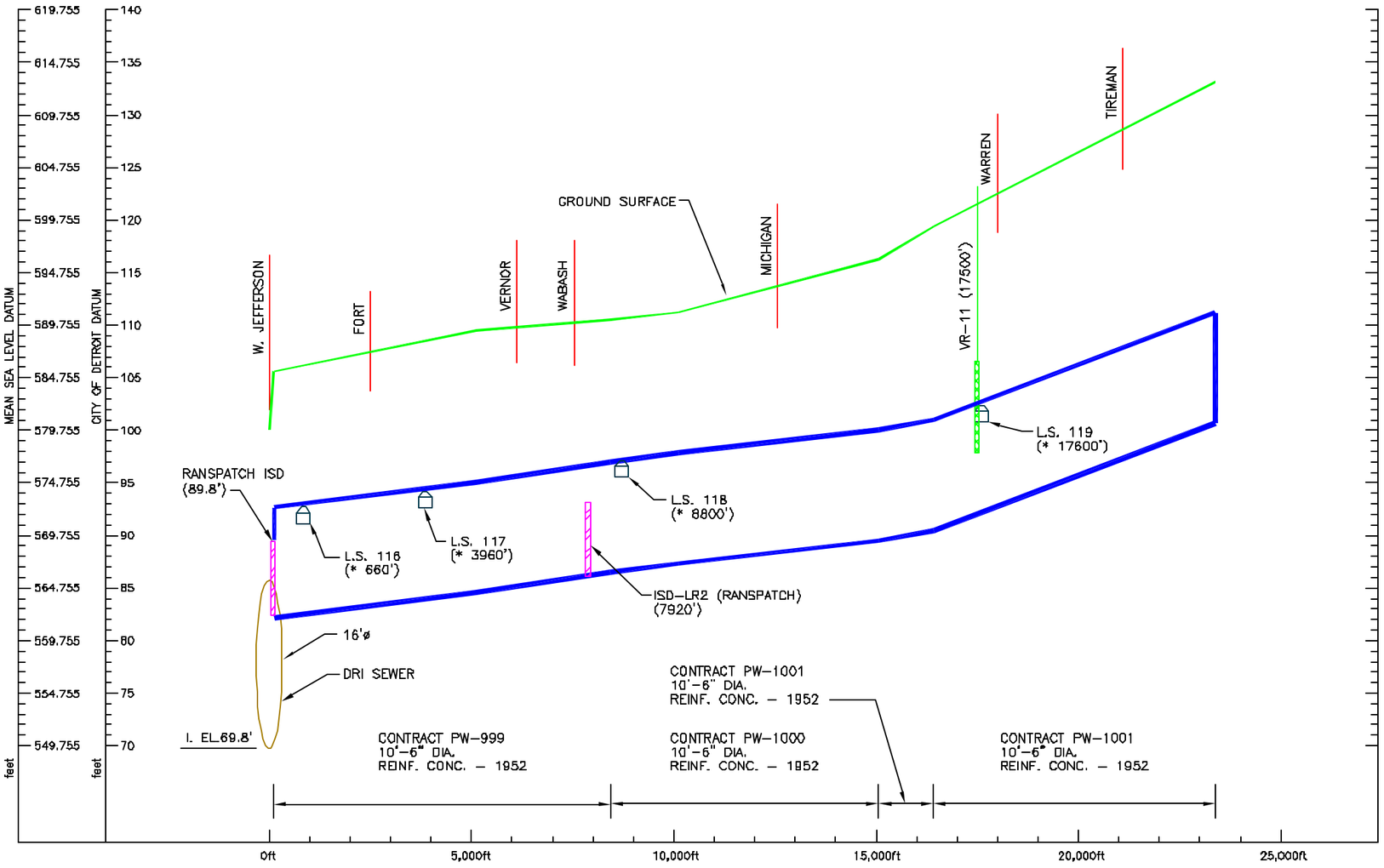

LEGEND

G.W.E. 594 — GROUNDWATER ELEVATION

STRUCTURES AT SEWER

- PUMP STATION (P.S.)
- CSO CONTROL FACILITY
- LEVEL SENSOR (L.S.)
- VALVE REMOTE (VR)/ REGULATOR/DAM/ BACKWATER GATE
- PROPOSED IN-SYSTEM STORAGE DEVICE (ISD)
- EXISTING IN-SYSTEM STORAGE DEVICE OR TASK 1 GATE
- FLOW METER

SEDIMENTATION

- SLUDGE DEPOSITION
- LARGE DEBRIS

STRUCTURAL CONDITION OF SEWER

- SPALLING OR CONCRETE CUT
- HAIRLINE CRACKS
- CRACKS OPEN TO SOIL
- JOINT LEAKS
- PIPE FAILURE

NOTE:

1. * APPROX. DISTANCE
2. PROFILE IS ONLY FOR PLANNING PURPOSES.

PRELIMINARY

PRIME CONSULTANT:
CDM
environmental engineers, scientists, planners, & management consultants

PREPARED BY:
TUCKER, YOUNG JACKSON, TULL INC.
CONSULTING ENGINEERS PLANNERS
565 E. LARNED SUITE 300 DETROIT, MICHIGAN
(313) 863-0812 48226

CITY OF DETROIT

CITY OF DETROIT
DETROIT WATER AND SEWERAGE DEPARTMENT
CS-1314 WASTEWATER MASTER PLAN

PROFILE
LIVERNOIS RELIEF SEWER

CONTRACT NO. CS-1314 | DATE: APRIL 22, 2002 | DWG. NO.T-12

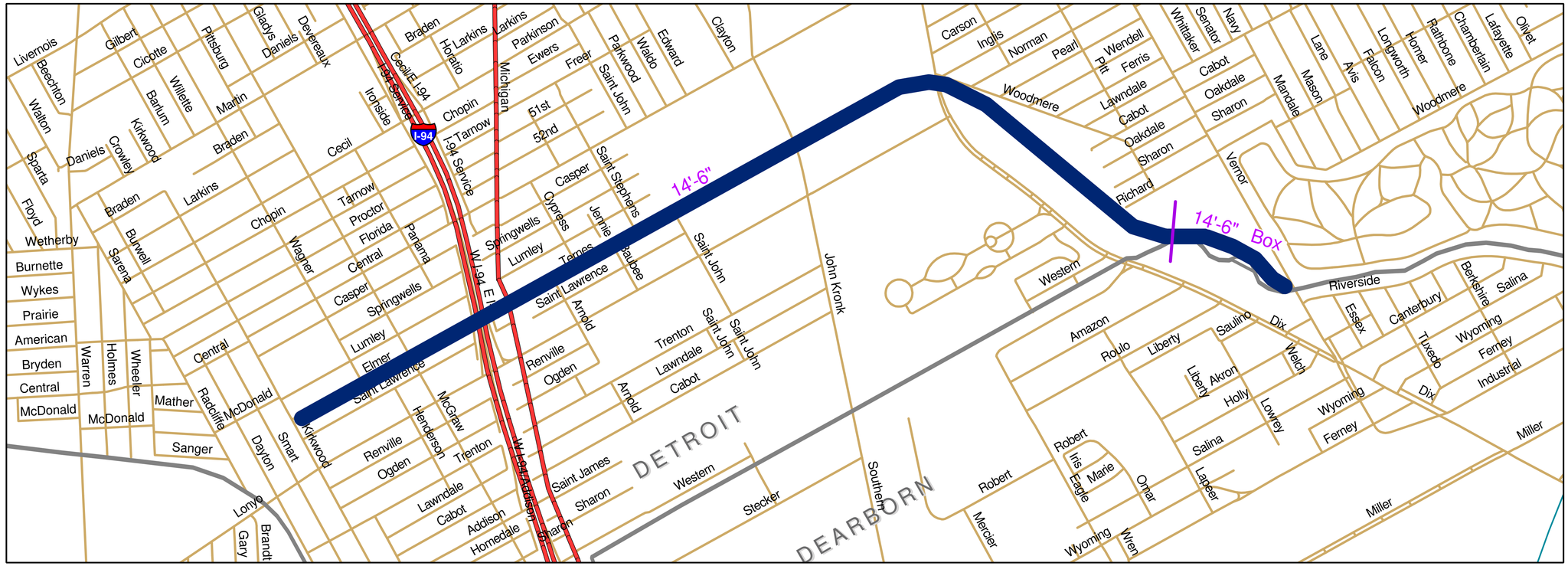

Planning Purposes Only.

LEGEND

- Sewer
- Transition in Pipe Diameter
- Pump Station

CS-1314 DWSD Wastewater Master Plan

Elmer Ternes Sewer Plan

April 22, 2002

CDM

0 0.125 0.25 0.5 Miles

DWSD-T-003K

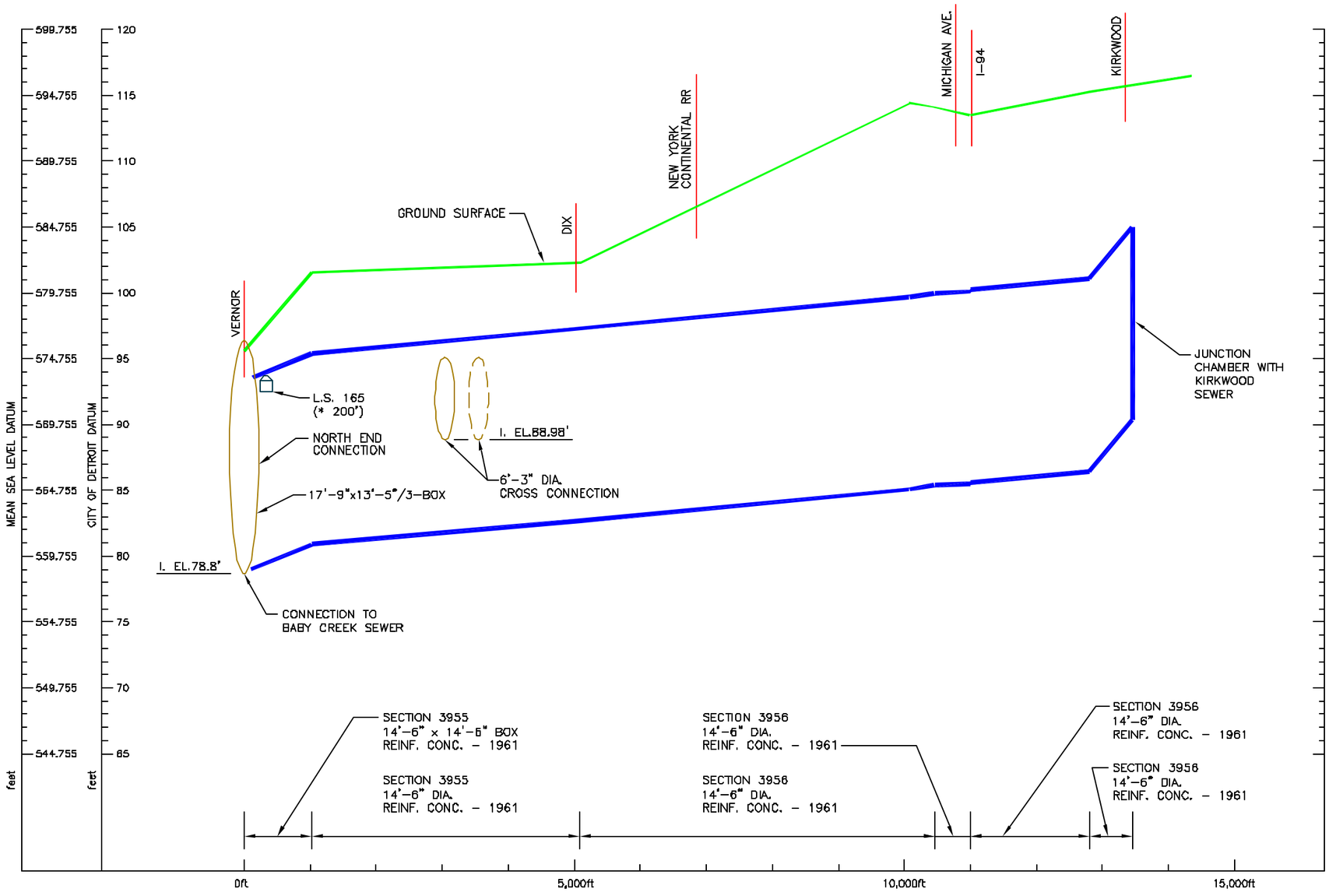

LEGEND

G.W.E. 594 — GROUNDWATER ELEVATION

STRUCTURES AT SEWER

- PUMP STATION (P.S.)
- CSO CONTROL FACILITY
- LEVEL SENSOR (L.S.)
- VALVE REMOTE (VR)/ REGULATOR/DAM/ BACKWATER GATE
- PROPOSED IN-SYSTEM STORAGE DEVICE (ISD)
- EXISTING IN-SYSTEM STORAGE DEVICE OR TASK 1 GATE
- FLOW METER

SEDIMENTATION

- SLUDGE DEPOSITION
- LARGE DEBRIS

STRUCTURAL CONDITION OF SEWER

- SPALLING OR CONCRETE CUT
- HAIRLINE CRACKS
- CRACKS OPEN TO SOIL
- JOINT LEAKS
- PIPE FAILURE

NOTE:

1. * APPROX. DISTANCE
2. PROFILE IS ONLY FOR PLANNING PURPOSES.

PRELIMINARY

PRIME CONSULTANT:
CDM
environmental engineers, scientists, planners, & management consultants

PREPARED BY:
TUCKER, YOUNG JACKSON, TULL INC.
CONSULTING ENGINEERS PLANNERS
565 E. LARNED SUITE 300 DETROIT, MICHIGAN 48226
(313) 863-0812

CITY OF DETROIT

CITY OF DETROIT
DETROIT WATER AND SEWERAGE DEPARTMENT
CS-1314 WASTEWATER MASTER PLAN

PROFILE
ELMER TERNES SEWER

CONTRACT NO. CS-1314 | DATE: APRIL 22, 2002 | DWG. NO. T-13

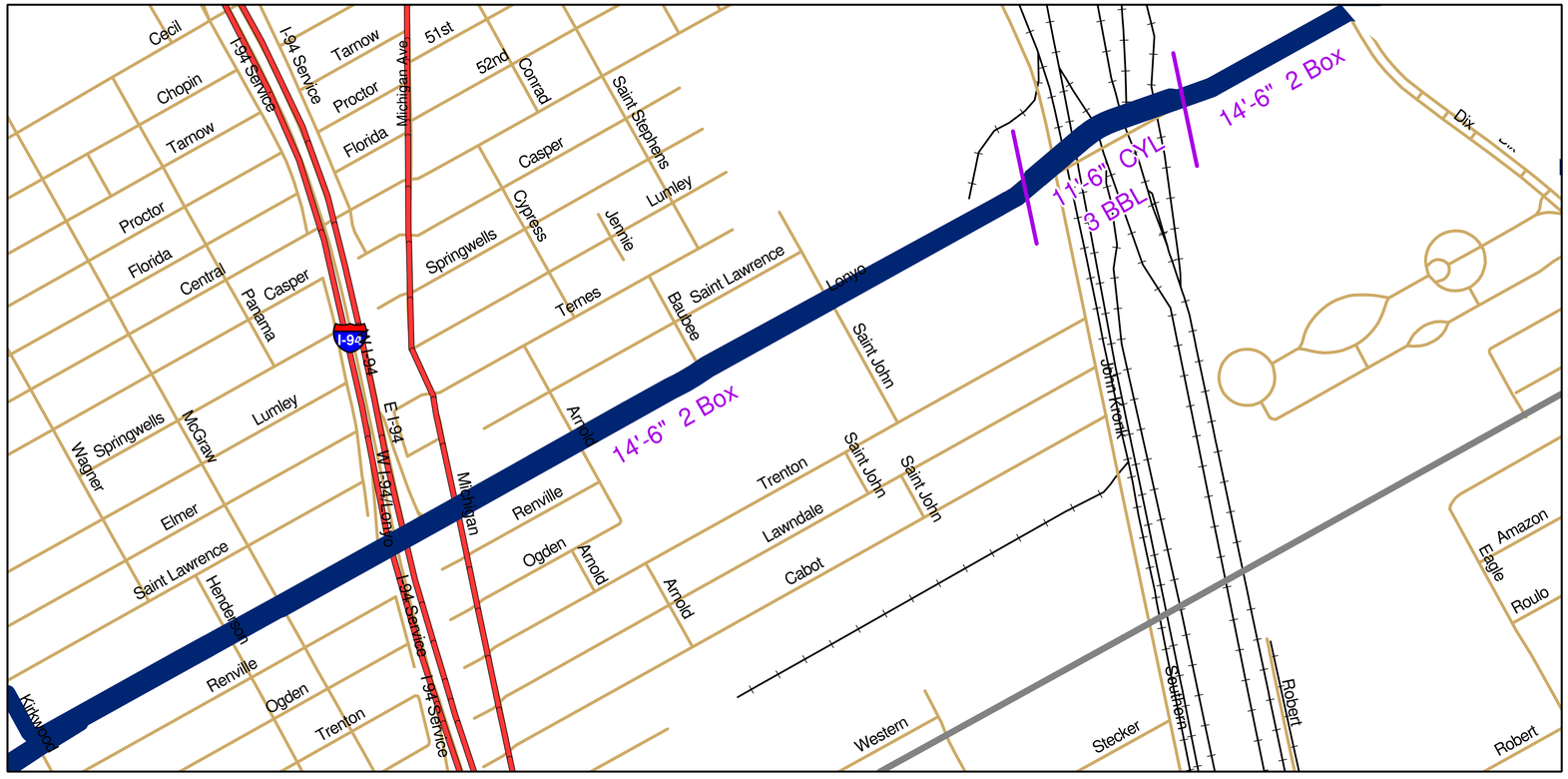

Planning Purposes Only.

LEGEND

- Sewer
- Transition in Pipe Diameter
- Pump Station

CS-1314 DWSD Wastewater Master Plan

Lonyo Sewer Plan

April 22, 2002

CDM

0 0.125 0.25 0.5 Miles

DWSD-T-003m

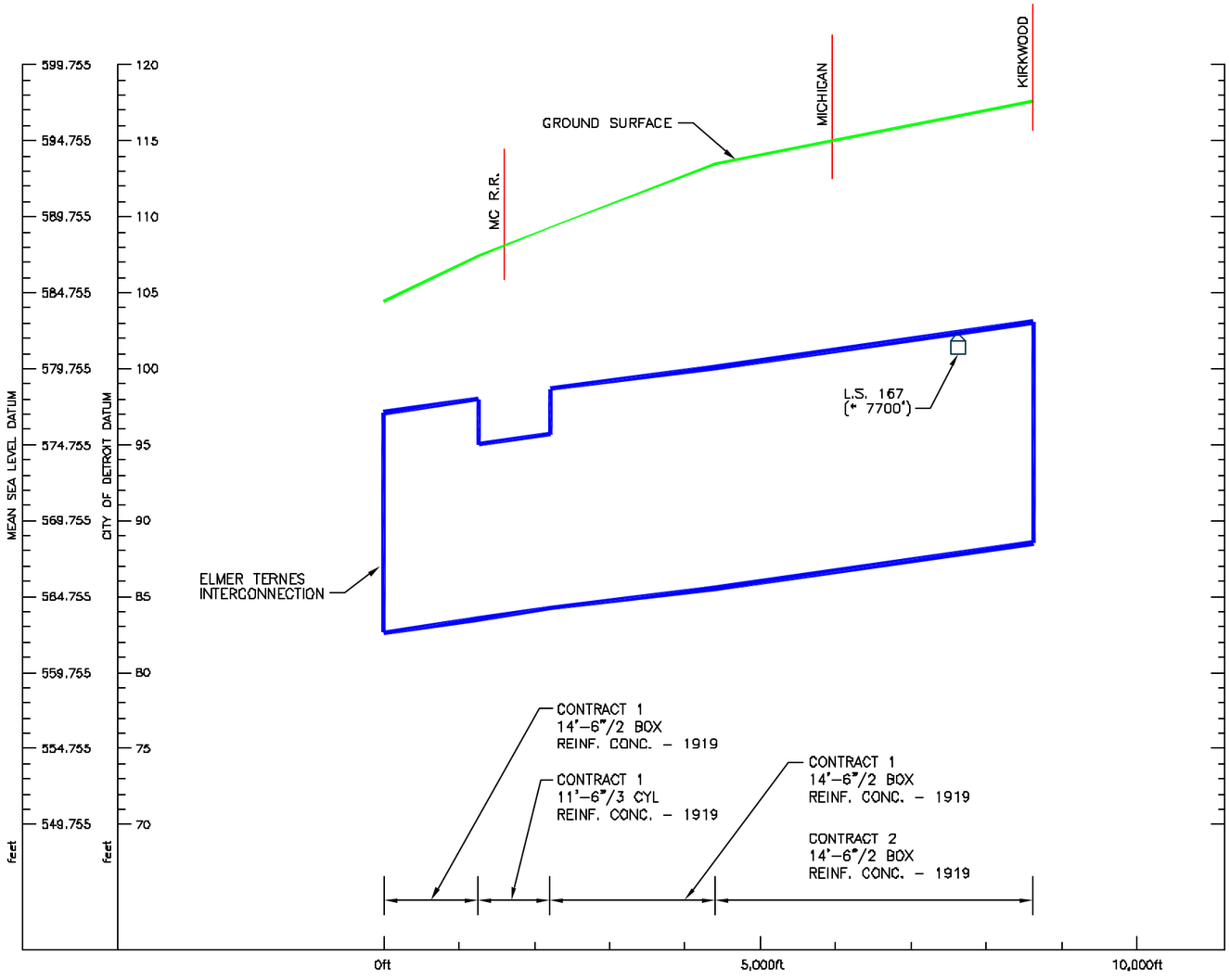

LEGEND

G.W.E. 594 — GROUNDWATER ELEVATION

STRUCTURES AT SEWER

- PUMP STATION (P.S.)
- CSO CONTROL FACILITY
- LEVEL SENSOR (L.S.)
- VALVE REMOTE (VR)/ REGULATOR/DAM/ BACKWATER GATE
- PROPOSED IN-SYSTEM STORAGE DEVICE (ISD)
- EXISTING IN-SYSTEM STORAGE DEVICE OR TASK 1 GATE
- FLOW METER

SEDIMENTATION

- SLUDGE DEPOSITION
- LARGE DEBRIS

STRUCTURAL CONDITION OF SEWER

- SPALLING OR CONCRETE CUT
- HAIRLINE CRACKS
- CRACKS OPEN TO SOIL
- JOINT LEAKS
- PIPE FAILURE

NOTE:

1. * APPROX. DISTANCE
2. PROFILE IS ONLY FOR PLANNING PURPOSES.

PRELIMINARY

PRIME CONSULTANT:
CDM
environmental engineers, scientists, planners, & management consultants

PREPARED BY:
TUCKER, YOUNG JACKSON, TULL INC.
CONSULTING ENGINEERS PLANNERS
365 E. LAFAYETTE SUITE 300 DETROIT, MICHIGAN
(313) 883-0812 48226

CITY OF DETROIT

CITY OF DETROIT
DETROIT WATER AND SEWERAGE DEPARTMENT
CS-1314 WASTEWATER MASTER PLAN

PROFILE
LONYO SEWER

CONTRACT NO. CS-1314 | DATE: APRIL 22, 2002 | DWG. NO. T-14

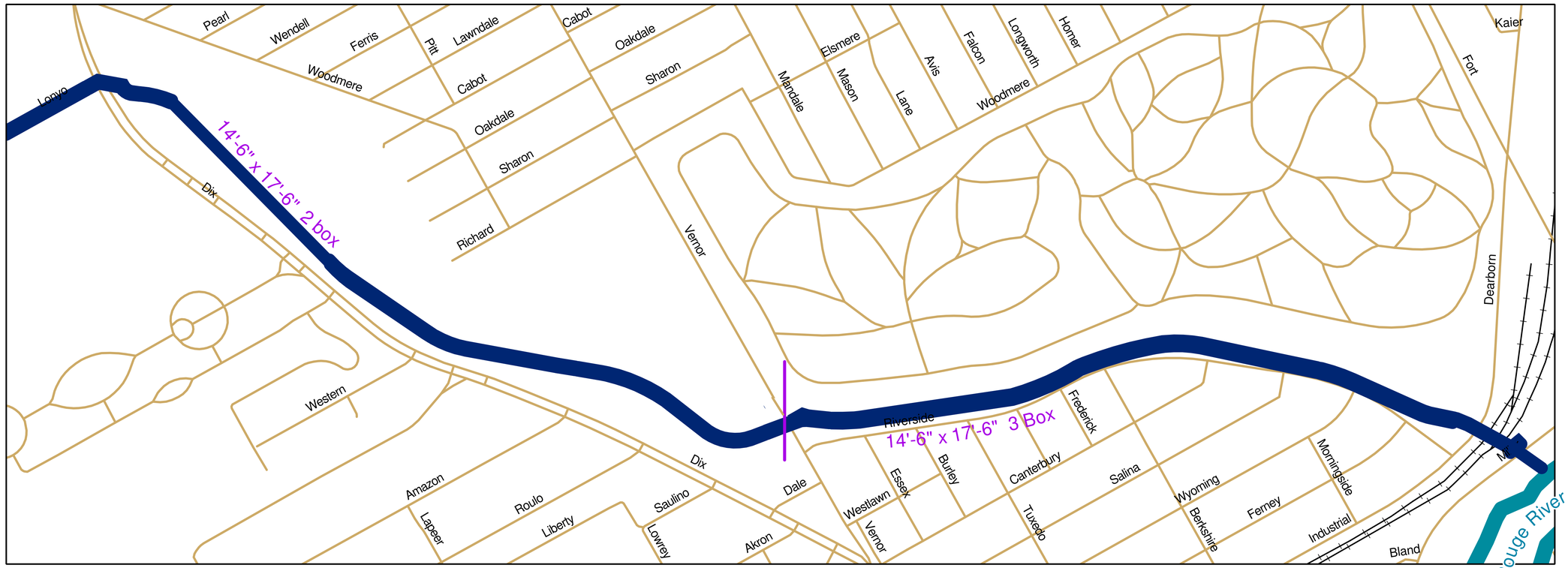

Planning Purposes Only.

LEGEND

- Sewer
- Transition in Pipe Diameter
- Pump Station

CS-1314 DWSD Wastewater Master Plan

Baby Creek Enclosure Plan

April 22, 2002

CDM

0 0.05 0.1 0.2 Miles

DWSD-T-003L

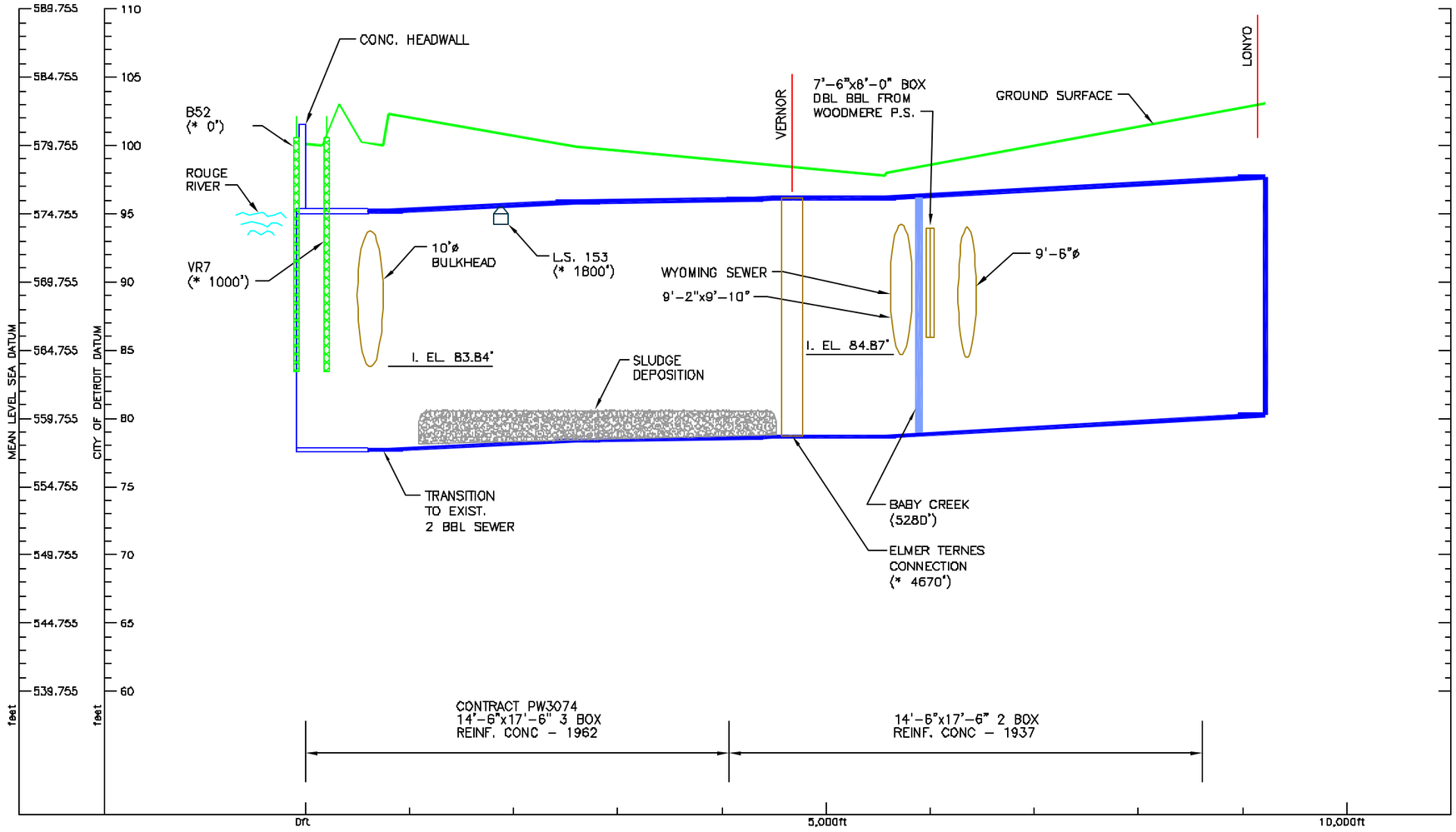

LEGEND

G.W.E. 594 — GROUNDWATER ELEVATION

STRUCTURES AT SEWER

- PUMP STATION (P.S.)
- CSO CONTROL FACILITY
- LEVEL SENSOR (L.S.)
- VALVE REMOTE (VR)/ REGULATOR/DAM/ BACKWATER GATE
- PROPOSED IN-SYSTEM STORAGE DEVICE (ISD)
- EXISTING IN-SYSTEM STORAGE DEVICE OR TASK 1 GATE
- FLOW METER

SEDIMENTATION

- SLUDGE DEPOSITION
- LARGE DEBRIS

STRUCTURAL CONDITION OF SEWER

- SPALLING OR CONCRETE CUT
- HAIRLINE CRACKS
- CRACKS OPEN TO SOIL
- JOINT LEAKS
- PIPE FAILURE

NOTE:

1. * APPROX. DISTANCE
2. PROFILE IS ONLY FOR PLANNING PURPOSES.

PRELIMINARY

PRIME CONSULTANT:
CDM
environmental engineers, scientists, planners, & management consultants

PREPARED BY:
TUCKER, YOUNG JACKSON, TULL INC.
CONSULTING ENGINEERS PLANNERS
565 E. LARNED SUITE 300 DETROIT, MICHIGAN
(313) 883-8812 48226

CITY OF DETROIT

CITY OF DETROIT
DETROIT WATER AND SEWERAGE DEPARTMENT
CS-1314 WASTEWATER MASTER PLAN

PROFILE
BABY CREEK ENCLOSURE

CONTRACT NO. CS-1314 | DATE: APRIL 22, 2002 | DWG. NO. T-15

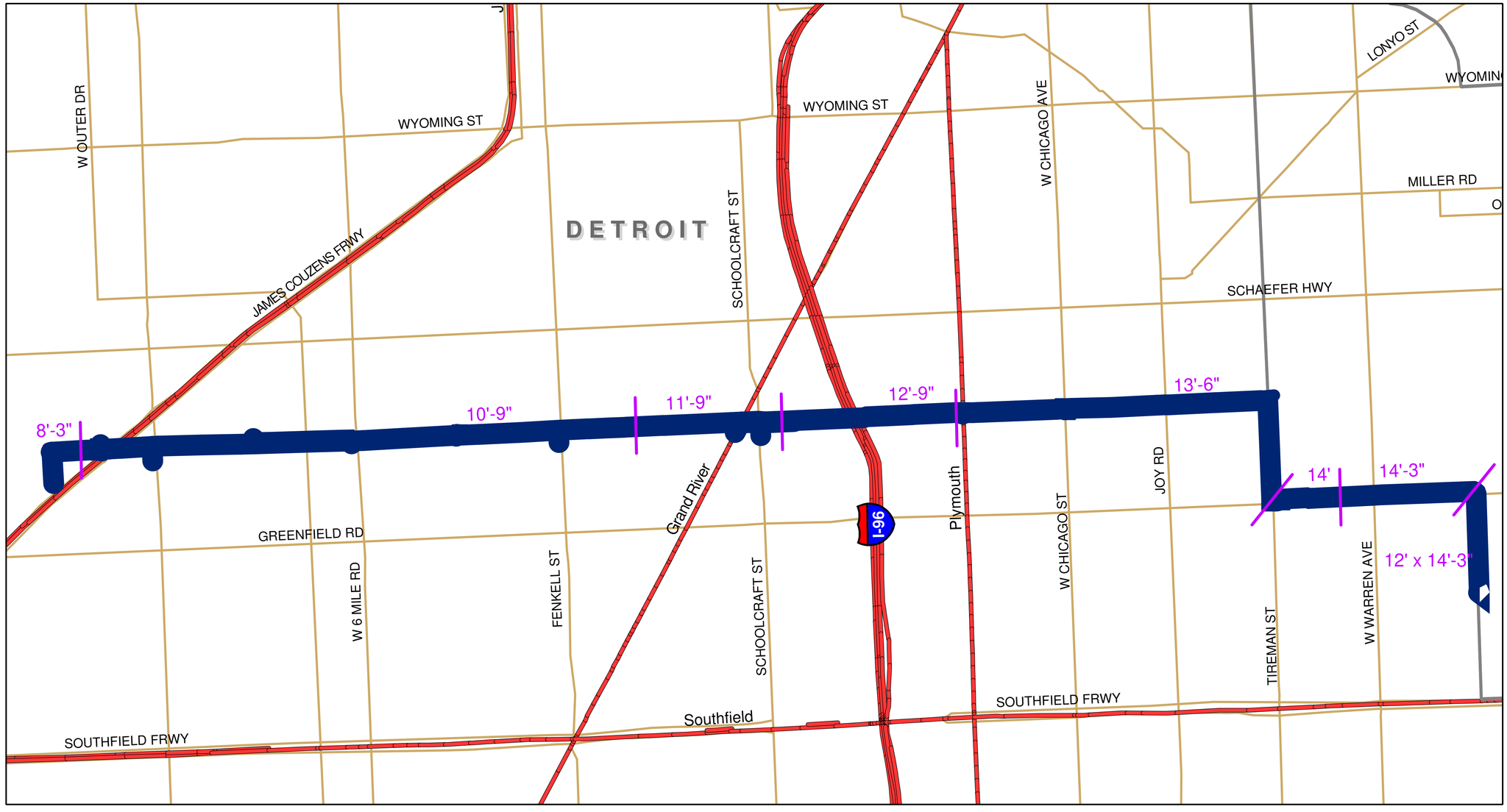

Planning Purposes Only.

LEGEND

- Sewer
- Transition in Pipe Diameter
- Pump Station

CS-1314 DWSD Wastewater Master Plan

Hubbell Sewer Plan

April 22, 2002

CDM

N

0 0.25 0.5 1 Miles

DWSD-T-003J

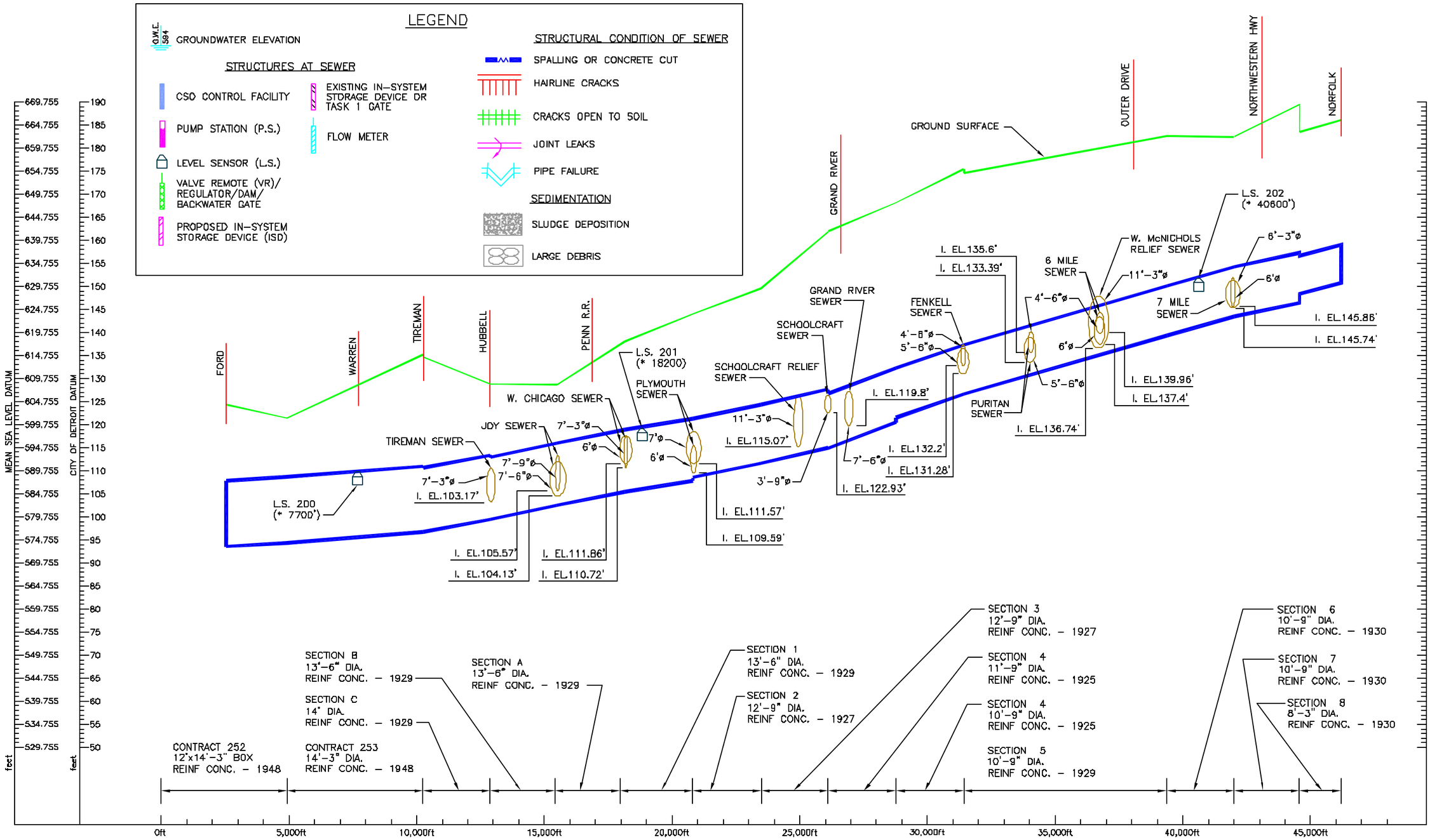

NOTE:

1. * APPROX. DISTANCE
2. PROFILE IS ONLY FOR PLANNING PURPOSES.

PRELIMINARY

PRIME CONSULTANT:
CDM
environmental engineers, scientists, planners, & management consultants

PREPARED BY:
TUCKER, YOUNG JACKSON, TULL INC.
CONSULTING ENGINEERS PLANNERS
565 E. LARNED SUITE 300 DETROIT, MICHIGAN
(313) 863-0612 48226

CITY OF DETROIT

CITY OF DETROIT
DETROIT WATER AND SEWERAGE DEPARTMENT
CS-1314 WASTEWATER MASTER PLAN

PROFILE
HUBBELL SEWER

CONTRACT NO. CS-1314 | DATE: APRIL 22, 2002 | DWG. NO. T-16

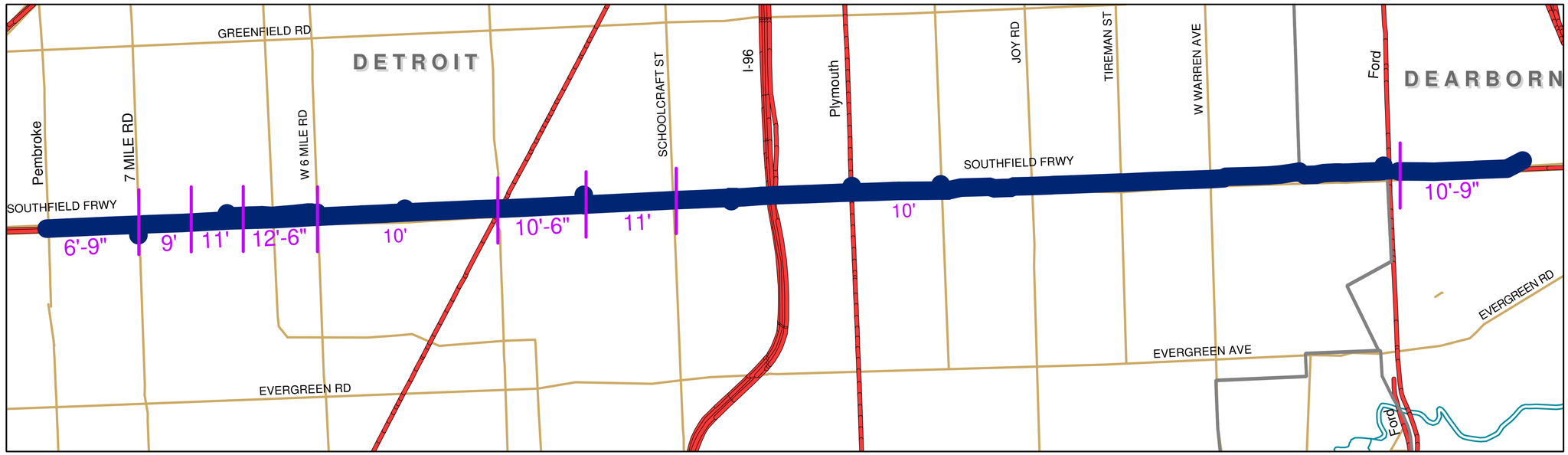

Planning Purposes Only.

LEGEND

- Sewer
- Transition in Pipe Diameter
- Pump Station

CS-1314 DWSD Wastewater Master Plan

Southfield Sewer Plan

April 22, 2002

CDM

0 0.25 0.5 1 Miles

DWSD-T-003g

LEGEND

G.W.E. 594 GROUNDWATER ELEVATION

STRUCTURES AT SEWER

- CSO CONTROL FACILITY
- PUMP STATION (P.S.)
- LEVEL SENSOR (L.S.)
- VALVE REMOTE (VR)/ REGULATOR/DAM/ BACKWATER GATE
- PROPOSED IN-SYSTEM STORAGE DEVICE (ISD)
- EXISTING IN-SYSTEM STORAGE DEVICE OR TASK 1 GATE
- FLOW METER

SEDIMENTATION

- SLUDGE DEPOSITION
- LARGE DEBRIS

STRUCTURAL CONDITION OF SEWER

- SPALLING OR CONCRETE CUT
- HAIRLINE CRACKS
- CRACKS OPEN TO SOIL
- JOINT LEAKS
- PIPE FAILURE

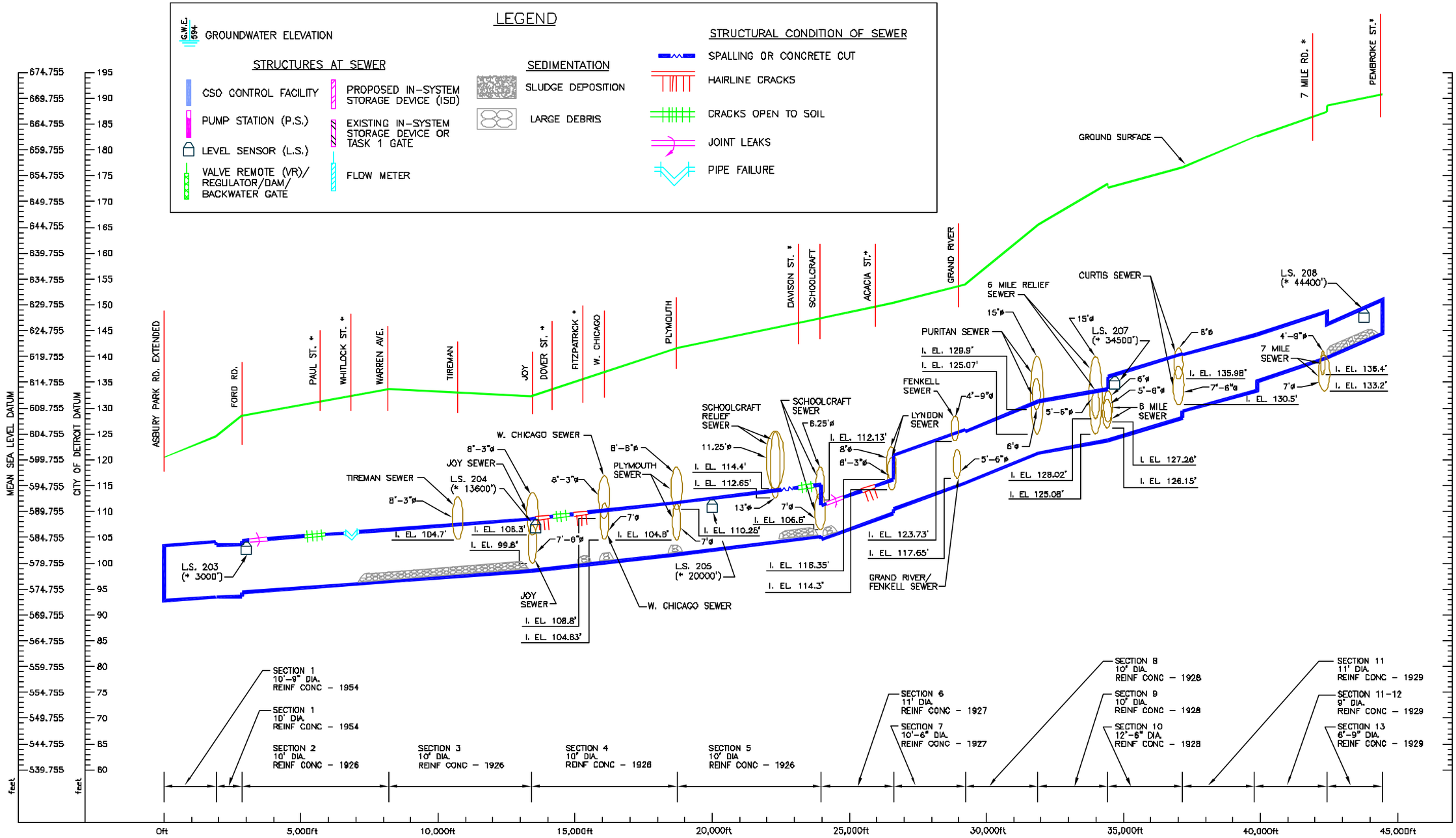

NOTE:

1. * APPROX. DISTANCE
2. PROFILE IS ONLY FOR PLANNING PURPOSES.

PRELIMINARY

PRIME CONSULTANT:
CDM
environmental engineers, scientists, planners, & management consultants

PREPARED BY:
TUCKER,YOUNG JACKSON,TULL INC.
CONSULTING ENGINEERS PLANNERS
365 E. LAFAYETTE SUITE 300 DETROIT,MICHIGAN
(313) 963-0812 48226

CITY OF DETROIT

CITY OF DETROIT
DETROIT WATER AND SEWERAGE DEPARTMENT
CS-1314 WASTEWATER MASTER PLAN

PROFILE
SOUTHFIELD SEWER

CONTRACT NO. CS-1314 | DATE: APRIL 22, 2002 | DWG. NO. T-17

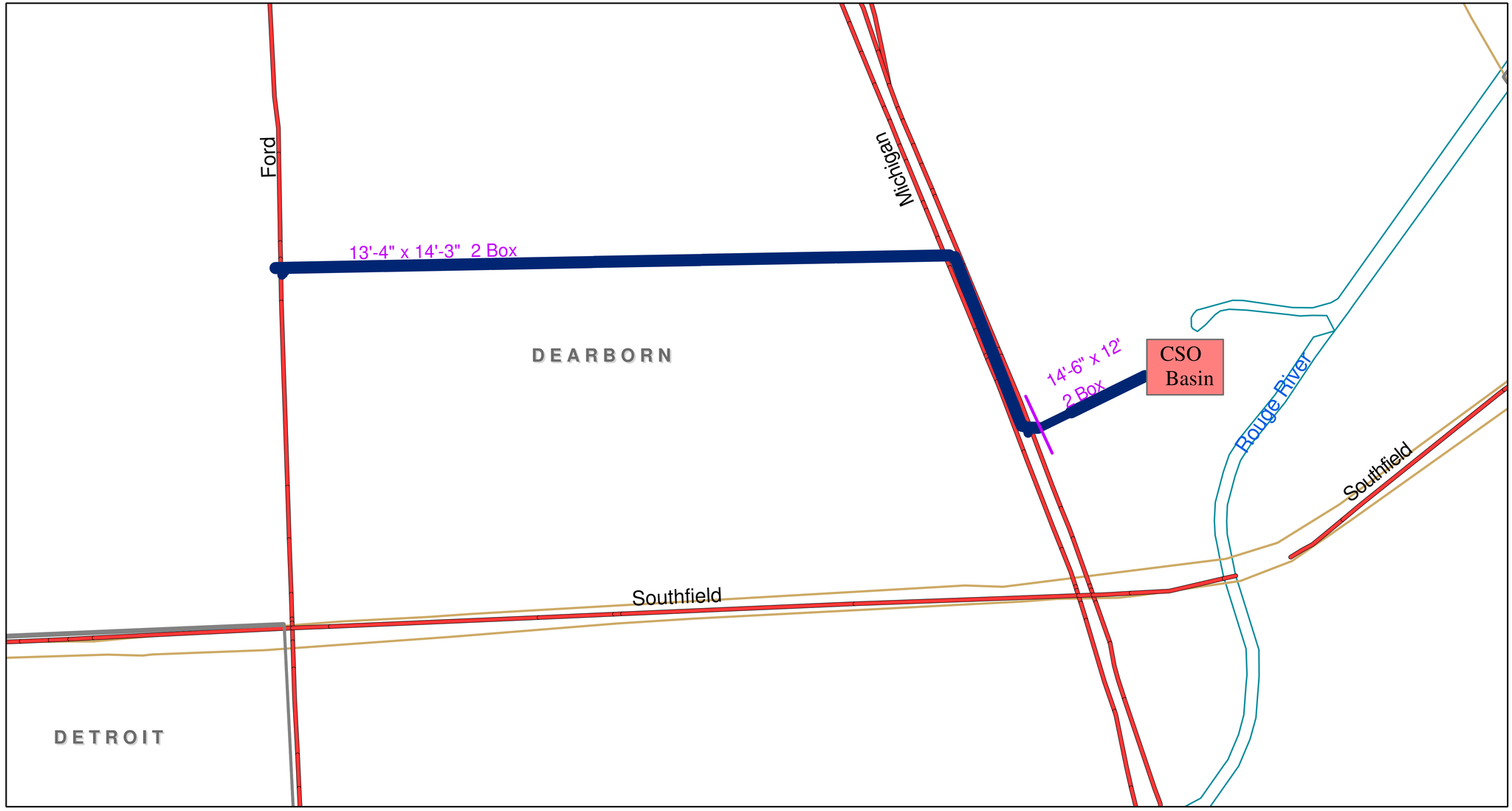

Planning Purposes Only.

LEGEND

- Sewer
- Transition in Pipe Diameter
- Pump Station

CS-1314 DWSD Wastewater Master Plan

Hubbell-Southfield Outlet Sewer Plan

April 22, 2002

CDM

0 0.125 0.25 0.5 Miles

DWSD-T-003o

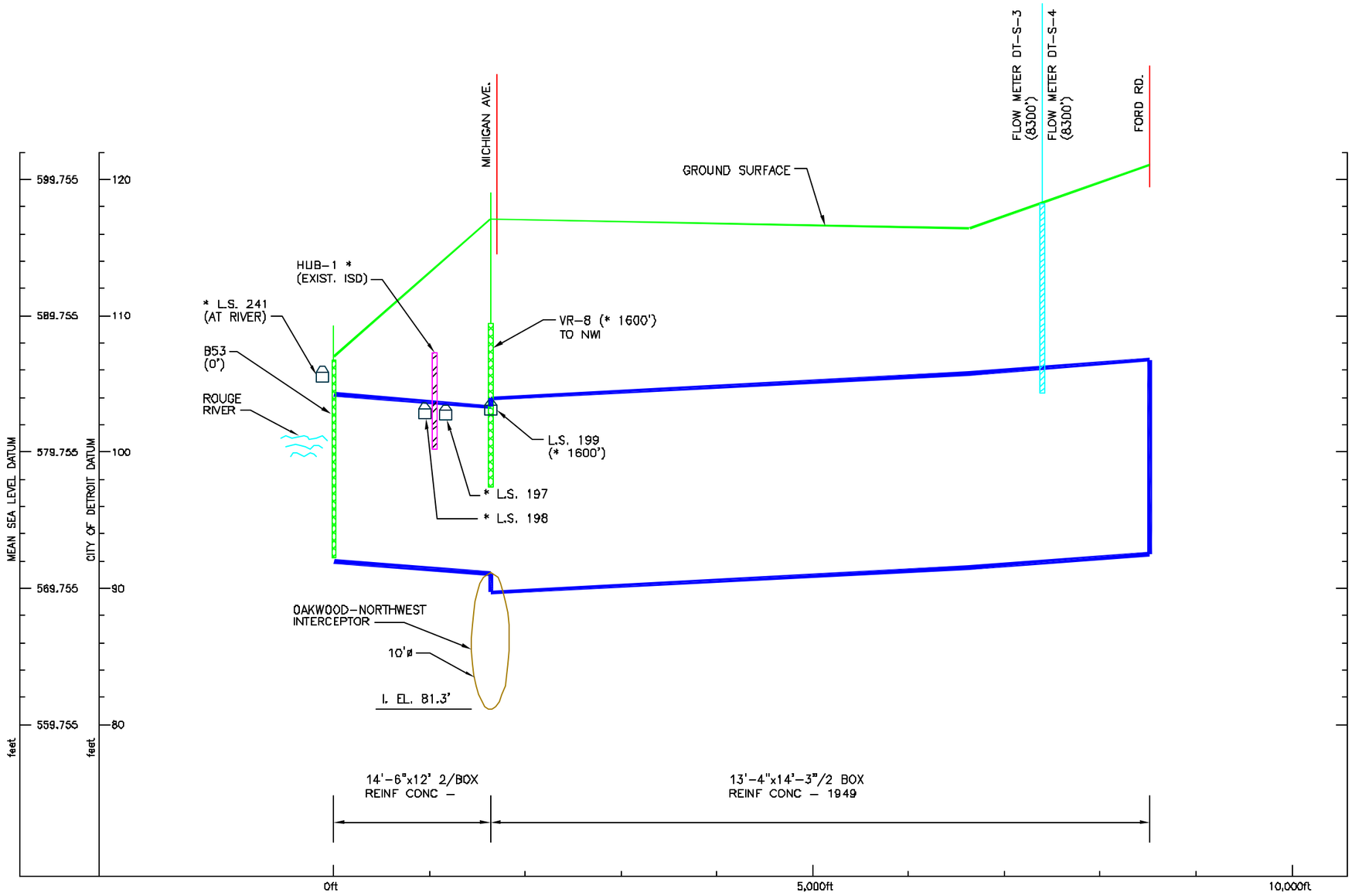

LEGEND

G.W.E. 594 — GROUNDWATER ELEVATION

STRUCTURES AT SEWER

- PUMP STATION (P.S.)
- CSO CONTROL FACILITY
- LEVEL SENSOR (L.S.)
- VALVE REMOTE (VR)/ REGULATOR/DAM/ BACKWATER GATE
- PROPOSED IN-SYSTEM STORAGE DEVICE (ISD)
- EXISTING IN-SYSTEM STORAGE DEVICE OR TASK 1 GATE
- FLOW METER

SEDIMENTATION

- SLUDGE DEPOSITION
- LARGE DEBRIS

STRUCTURAL CONDITION OF SEWER

- SPALLING OR CONCRETE CUT
- HAIRLINE CRACKS
- CRACKS OPEN TO SOIL
- JOINT LEAKS
- PIPE FAILURE

NOTE:

1. * APPROX. DISTANCE
2. PROFILE IS ONLY FOR PLANNING PURPOSES.

PRELIMINARY

PRIME CONSULTANT:
CDM
environmental engineers, scientists, planners, & management consultants

PREPARED BY:
TUCKER, YOUNG JACKSON, TULL INC.
CONSULTING ENGINEERS PLANNERS
565 E. LARNED SUITE 300 DETROIT, MICHIGAN
(313) 883-0812 48226

CITY OF DETROIT

CITY OF DETROIT
DETROIT WATER AND SEWERAGE DEPARTMENT
CS-1314 WASTEWATER MASTER PLAN

PROFILE
HUBBELL - SOUTHFIELD OUTLET SEWER

CONTRACT NO. CS-1314 | DATE: APRIL 22, 2002 | DWG. NO. T-18

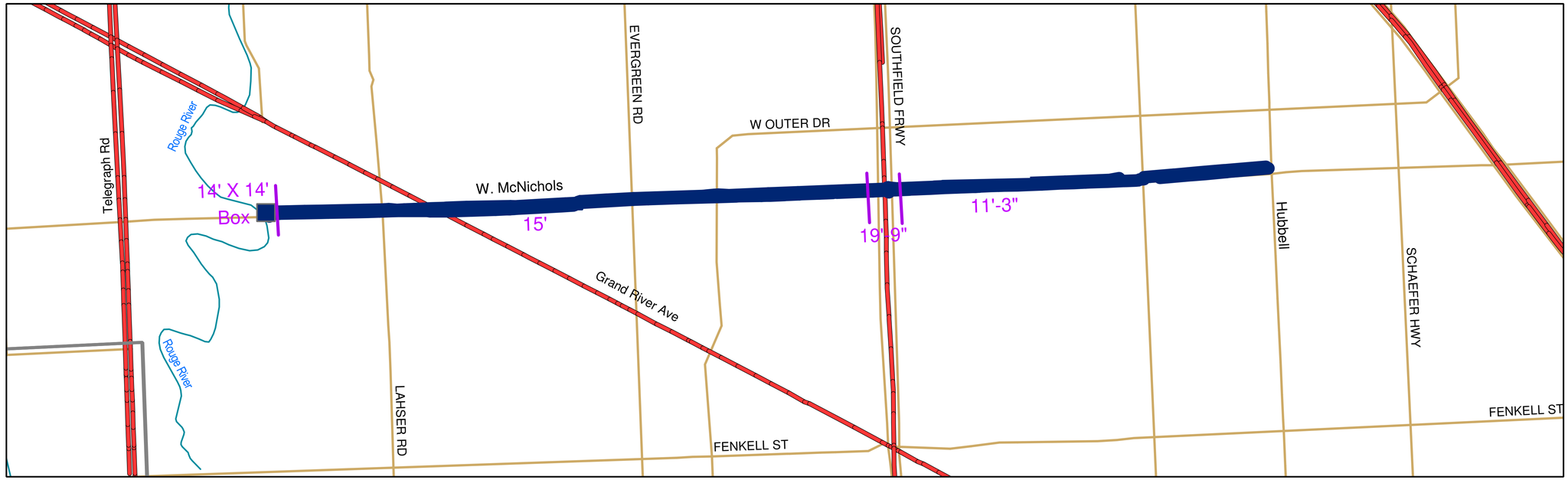

Planning Purposes Only.

LEGEND

- Sewer
- Transition in Pipe Diameter
- Pump Station

CS-1314 DWSD Wastewater Master Plan

W. McNichols Relief Sewer Plan

April 22, 2002

CDM

0 0.25 0.5 1 Miles

N

DWSD-T-003u

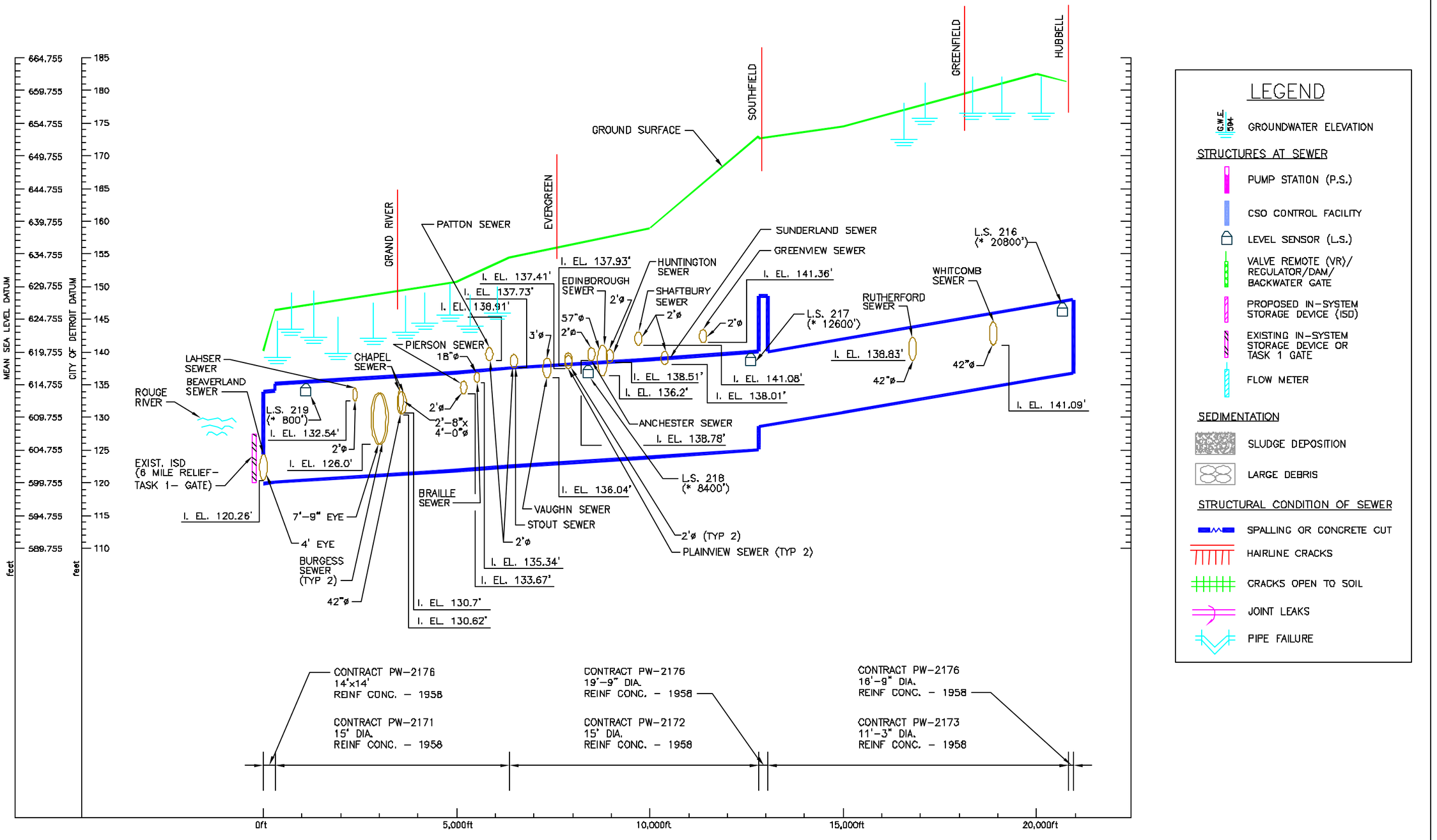

LEGEND

G.W.E. 594 — GROUNDWATER ELEVATION

STRUCTURES AT SEWER

- PUMP STATION (P.S.)
- CSO CONTROL FACILITY
- LEVEL SENSOR (L.S.)
- VALVE REMOTE (VR)/ REGULATOR/DAM/ BACKWATER GATE
- PROPOSED IN-SYSTEM STORAGE DEVICE (ISD)
- EXISTING IN-SYSTEM STORAGE DEVICE OR TASK 1 GATE
- FLOW METER

SEDIMENTATION

- SLUDGE DEPOSITION
- LARGE DEBRIS

STRUCTURAL CONDITION OF SEWER

- SPALLING OR CONCRETE CUT
- HAIRLINE CRACKS
- CRACKS OPEN TO SOIL
- JOINT LEAKS
- PIPE FAILURE

NOTE:

1. * APPROX. DISTANCE
2. PROFILE IS ONLY FOR PLANNING PURPOSES.

PRELIMINARY

PRIME CONSULTANT:
CDM
environmental engineers, scientists, planners, & management consultants

PREPARED BY:
TUCKER, YOUNG JACKSON, TULL INC.
CONSULTING ENGINEERS PLANNERS
365 E. LAFAYETTE SUITE 300 DETROIT, MICHIGAN
(313) 963-0812 48226

CITY OF DETROIT

CITY OF DETROIT
DETROIT WATER AND SEWERAGE DEPARTMENT
CS-1314 WASTEWATER MASTER PLAN

PROFILE
W. McNICHOLS RELIEF SEWER

CONTRACT NO. CS-1314 | DATE: APRIL 22, 2002 | DWG. NO. T-19

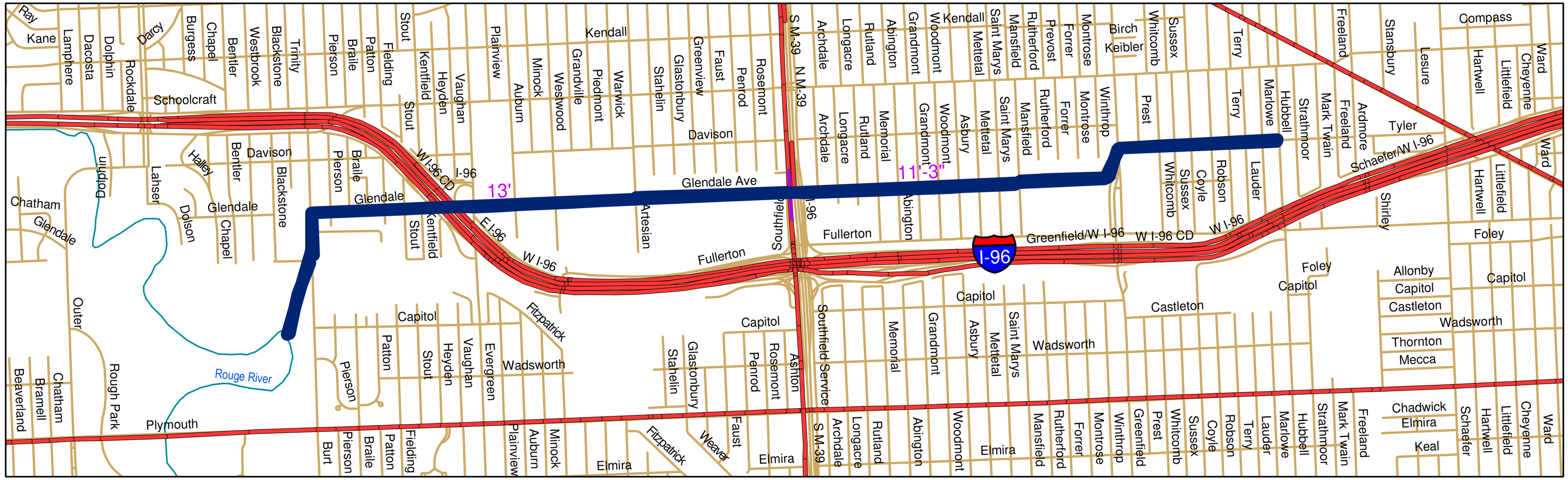

Planning Purposes Only.

LEGEND

- Sewer
- Transition in Pipe Diameter
- Pump Station

CS-1314 DWSD Wastewater Master Plan

Schoolcraft Relief Sewer Plan

April 22, 2002

CDM

0 0.25 0.5 1 Miles

N

DWSD-T-003v

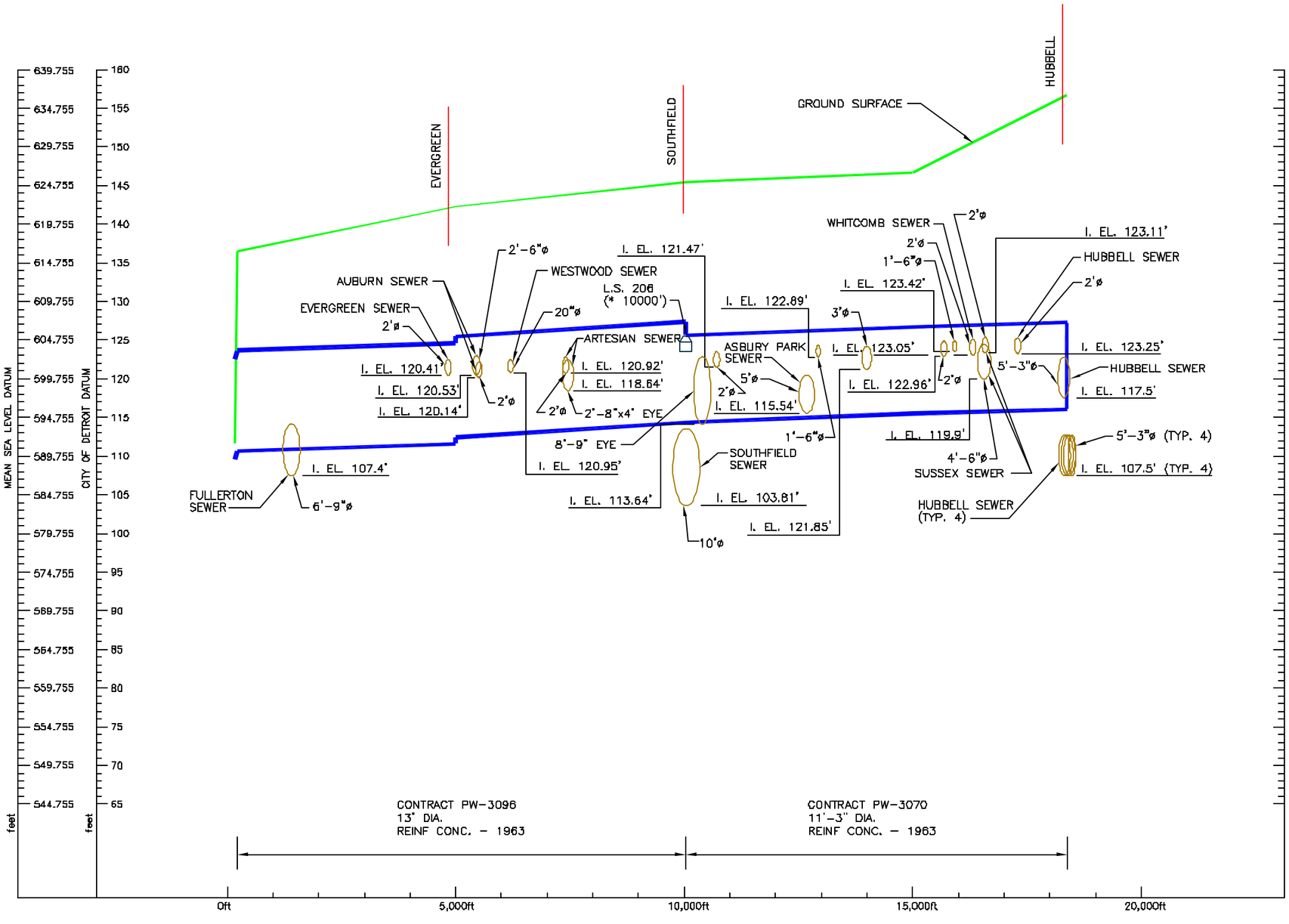

LEGEND

G.W.E. 594 — GROUNDWATER ELEVATION

STRUCTURES AT SEWER

- PUMP STATION (P.S.)
- CSO CONTROL FACILITY
- LEVEL SENSOR (L.S.)
- VALVE REMOTE (VR)/ REGULATOR/DAM/ BACKWATER GATE
- PROPOSED IN-SYSTEM STORAGE DEVICE (ISD)
- EXISTING IN-SYSTEM STORAGE DEVICE OR TASK 1 GATE
- FLOW METER

SEDIMENTATION

- SLUDGE DEPOSITION
- LARGE DEBRIS

STRUCTURAL CONDITION OF SEWER

- SPALLING OR CONCRETE CUT
- HAIRLINE CRACKS
- CRACKS OPEN TO SOIL
- JOINT LEAKS
- PIPE FAILURE

NOTE:

1. * APPROX. DISTANCE
2. PROFILE IS ONLY FOR PLANNING PURPOSES.

PRELIMINARY

PRIME CONSULTANT:
CDM
environmental engineers, scientists, planners, & management consultants

PREPARED BY:
TUCKER, YOUNG JACKSON, TULL INC.
CONSULTING ENGINEERS PLANNERS
565 E. LARNED SUITE 300 DETROIT, MICHIGAN 48226
(313) 963-0612

CITY OF DETROIT

CITY OF DETROIT
DETROIT WATER AND SEWERAGE DEPARTMENT
CS-1314 WASTEWATER MASTER PLAN

PROFILE
SCHOOLCRAFT RELIEF SEWER

CONTRACT NO. CS-1314 | DATE: APRIL 22, 2002 | DWG. NO. T-20

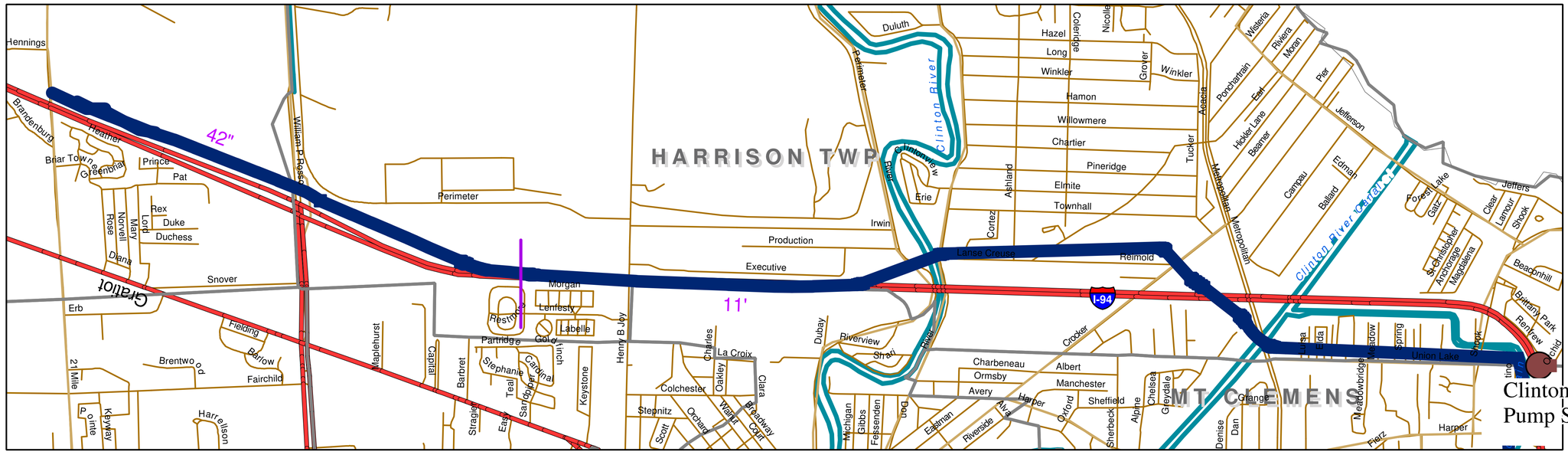

Planning Purposes Only.

LEGEND

- Sewer
- Transition in Pipe Diameter
- Pump Station

CS-1314 DWSD Wastewater Master Plan

Lakeshore Interceptor Plan

April 22, 2002

CDM

N

0 0.25 0.5 1 Miles

DWSD-T-003f

LEGEND

G.W.E. 694 GROUNDWATER ELEVATION

STRUCTURES AT SEWER

- CSO CONTROL FACILITY
- PUMP STATION (P.S.)
- LEVEL SENSOR (L.S.)
- VALVE REMOTE (VR)/ REGULATOR/DAM/ BACKWATER GATE
- PROPOSED IN-SYSTEM STORAGE DEVICE (ISD)
- EXISTING IN-SYSTEM STORAGE DEVICE OR TASK 1 GATE
- FLOW METER

SEDIMENTATION

- SLUDGE DEPOSITION
- LARGE DEBRIS

STRUCTURAL CONDITION OF SEWER

- SPALLING OR CONCRETE CUT
- HAIRLINE CRACKS
- CRACKS OPEN TO SOIL
- JOINT LEAKS
- PIPE FAILURE

MEAN SEA LEVEL DATUM (feet): 614.755, 609.755, 604.755, 599.755, 594.755, 589.755, 584.755, 579.755, 574.755, 569.755, 564.755, 559.755, 554.755, 549.755, 544.755, 539.755, 534.755, 529.755, 524.755

CITY OF DETROIT DATUM (feet): 135, 130, 125, 120, 115, 110, 105, 100, 95, 90, 85, 80, 75, 70, 65, 60, 55, 50, 45

SHOOK
METRO PKWY
I-94
GROUND SURFACE
S. RIVER RD.
N. RIVER RD.
HENRY JOY
IRWIN DRAIN
ROSSO HWY.
I-94 RAMP
TUCKER JONES DRAIN
21 MILE RD.

HR-S-3 (* 2200)
CT-S-2 (* 3700)
HR-S-2 (* 7900)
HR-S-1 (* 21500)
CH-S-5

CLINTON RIVER
CLINTON RIVER

24"ø SEWER FOR CONNECTION TO FUTURE
27"ø
I. EL. 80.36'
I. EL. 81.10'

DROP CONN.
CONTROL CHAMBER

CONNECTION TO 15 MILE RD. INTERCEPTOR
FUTURE
FUTURE
36"ø
54"ø
I. EL. 60.28'
I. EL. 58.42'
60"ø
CONNECTION TO CLINTONDALE P.S.
I. EL. 53.72'

FUTURE
48"ø
I. EL. 50.72'

FUTURE
42"ø
I. EL. 61.74'
I. EL. 58.04'

CONTRACT PCI-13
11' DIA.
REINF. CONC. - FEB. 1972

CONTRACT PCI-14
11' DIA.
REINF. CONC. - APR. 1972

CONTRACT PCI-42A
42" DIA.
REINF. CONC. - NOV. 1989

CONTRACT PCI-42A
24" DIA.
REINF. CONC. - NOV. 1989

0ft, 5,000ft, 10,000ft, 15,000ft, 20,000ft, 25,000ft, 30,000ft, 35,000ft

NOTE:
1. * APPROX. DISTANCE
2. PROFILE IS ONLY FOR PLANNING PURPOSES.

PRELIMINARY

PRIME CONSULTANT
CDM
environmental engineers, scientists, planners, & management consultants

PREPARED BY
TUCKER, YOUNG JACKSON, TULL INC.
CONSULTING ENGINEERS PLANNERS
385 E. LAPEER SUITE 300 DETROIT, MICHIGAN 48226
(313) 883-0612

CITY OF DETROIT

CITY OF DETROIT
DETROIT WATER AND SEWERAGE DEPARTMENT
CS-1314 WASTEWATER MASTER PLAN

PROFILE
LAKESHORE INTERCEPTOR

CONTRACT NO. CS-1314 | DATE: APRIL 22, 2002 | DWG. NO. M-1

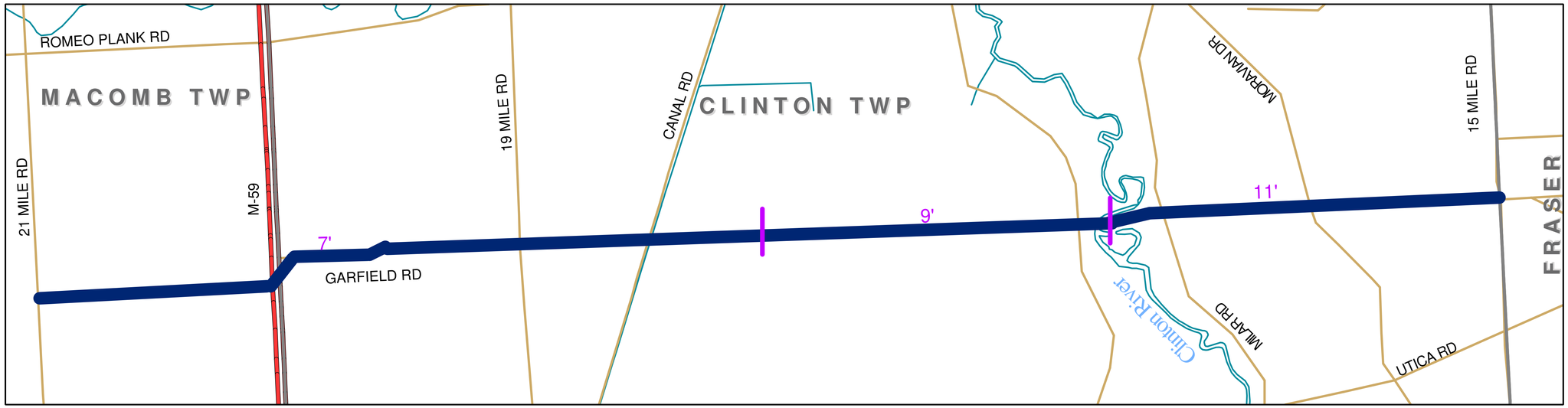

Planning Purposes Only.

LEGEND

- Sewer
- Transition in Pipe Diameter
- Pump Station

CS-1314 DWSD Wastewater Master Plan

Garfield/Romeo Interceptor Plan

April 22, 2002

CDM

DWSD-T-003a

0 0.25 0.5 1 Miles

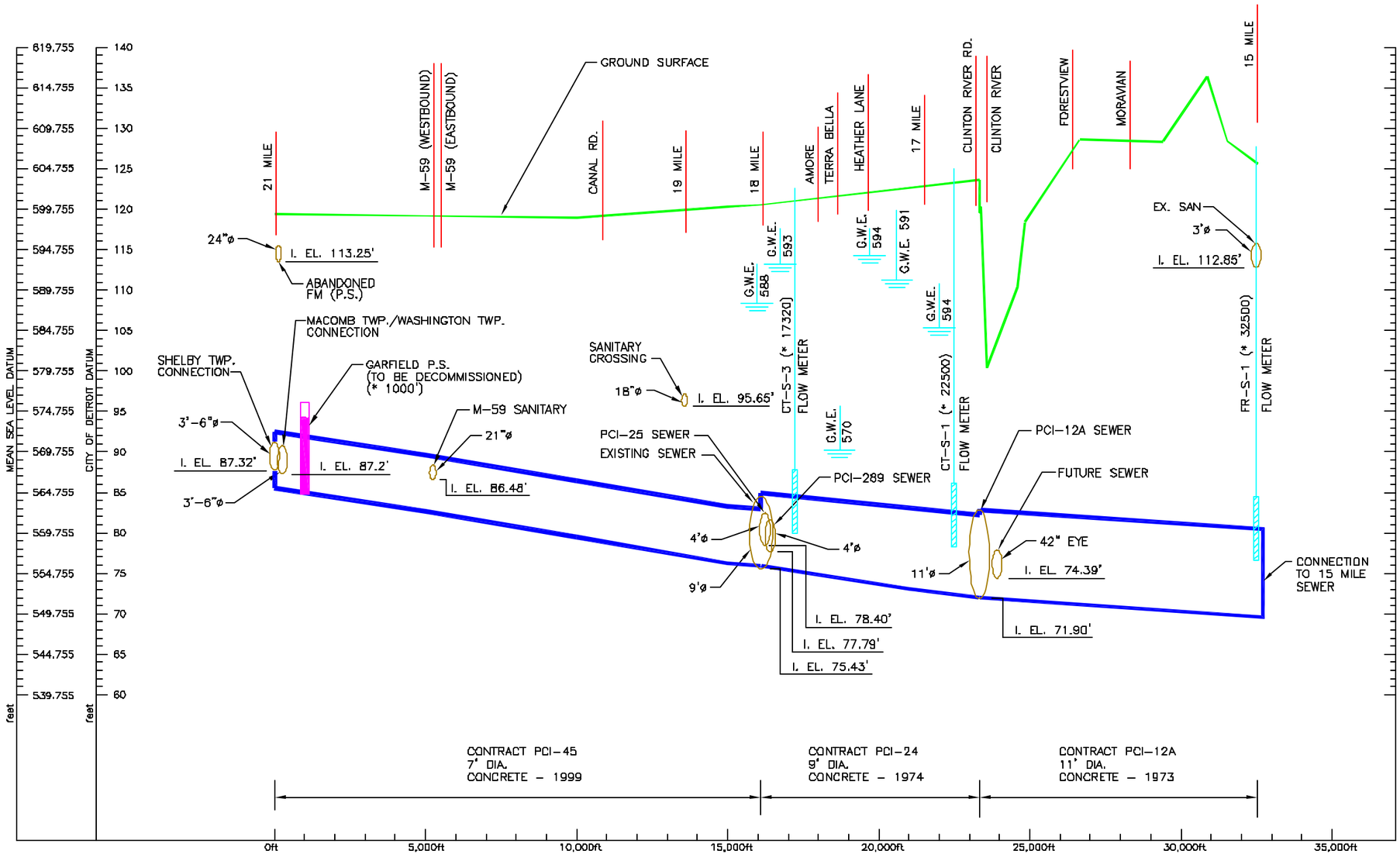

LEGEND

G.W.E. 594 — GROUNDWATER ELEVATION

STRUCTURES AT SEWER

- PUMP STATION (P.S.)
- CSO CONTROL FACILITY
- LEVEL SENSOR (L.S.)
- VALVE REMOTE (VR)/ REGULATOR/DAM/ BACKWATER GATE
- PROPOSED IN-SYSTEM STORAGE DEVICE (ISD)
- EXISTING IN-SYSTEM STORAGE DEVICE OR TASK 1 GATE
- FLOW METER

SEDIMENTATION

- SLUDGE DEPOSITION
- LARGE DEBRIS

STRUCTURAL CONDITION OF SEWER

- SPALLING OR CONCRETE CUT
- HAIRLINE CRACKS
- CRACKS OPEN TO SOIL
- JOINT LEAKS
- PIPE FAILURE

NOTE:

1. * APPROX. DISTANCE
2. PROFILE IS ONLY FOR PLANNING PURPOSES.

PRELIMINARY

PRIME CONSULTANT: CDM — environmental engineers, scientists, planners, & management consultants

PREPARED BY: TUCKER, YOUNG JACKSON, TULL INC. — CONSULTING ENGINEERS PLANNERS — 565 E. LAFAYETTE SUITE 300 DETROIT, MICHIGAN 48226 (313) 963-0612

CITY OF DETROIT

CITY OF DETROIT
DETROIT WATER AND SEWERAGE DEPARTMENT
CS-1314 WASTEWATER MASTER PLAN

PROFILE
GARFIELD/ROMEO INTERCEPTOR

CONTRACT NO. CS-1314 | DATE: APRIL 22, 2002 | DWG. NO. M-2

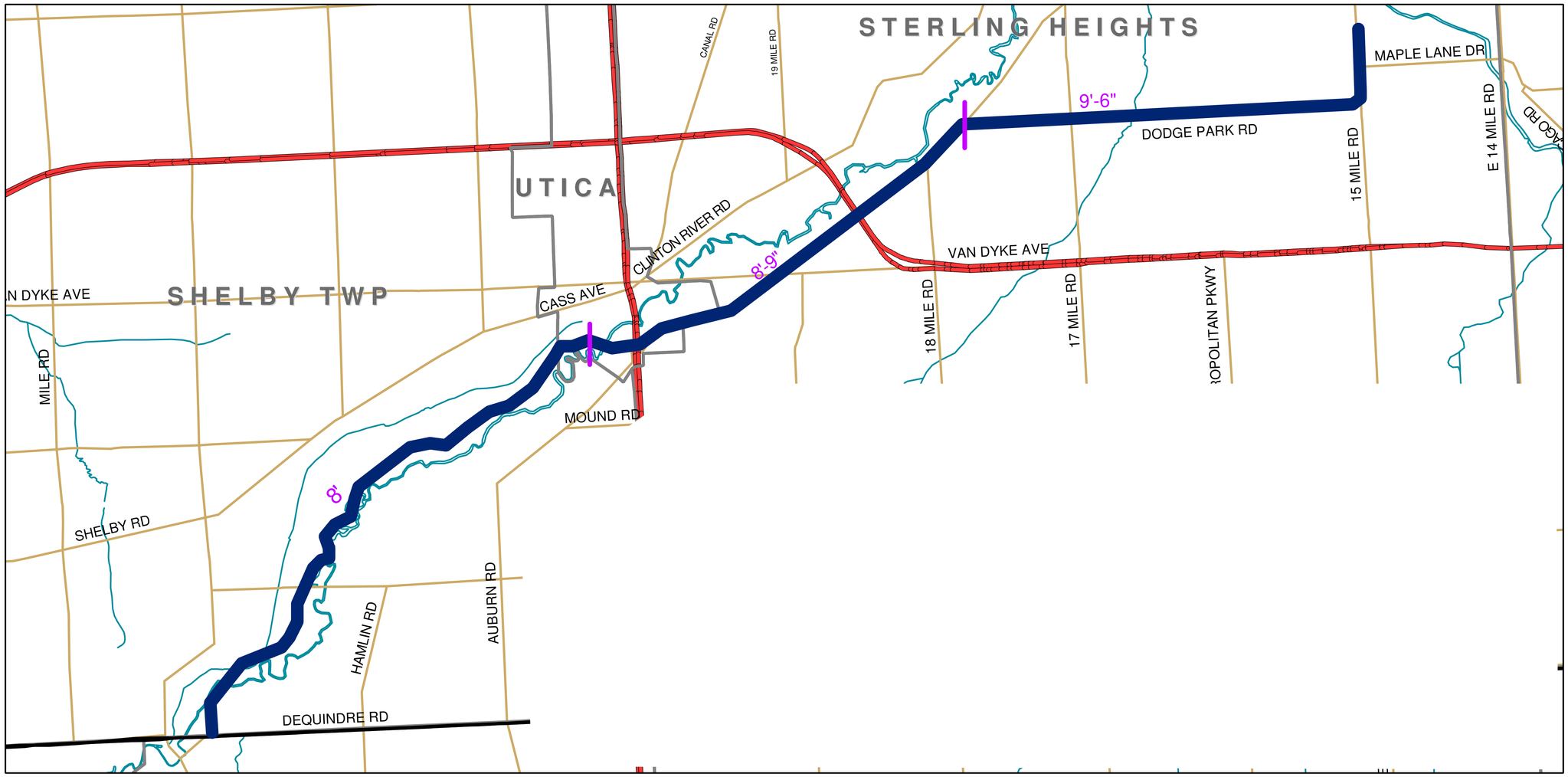

Planning Purposes Only.

LEGEND

- Sewer
- Transition in Pipe Diameter
- Pump Station

CS-1314 DWSD Wastewater Master Plan

Oakland Arm Plan

April 22, 2002

CDM

0 0.5 1 2 Miles

DWSD-T-003b

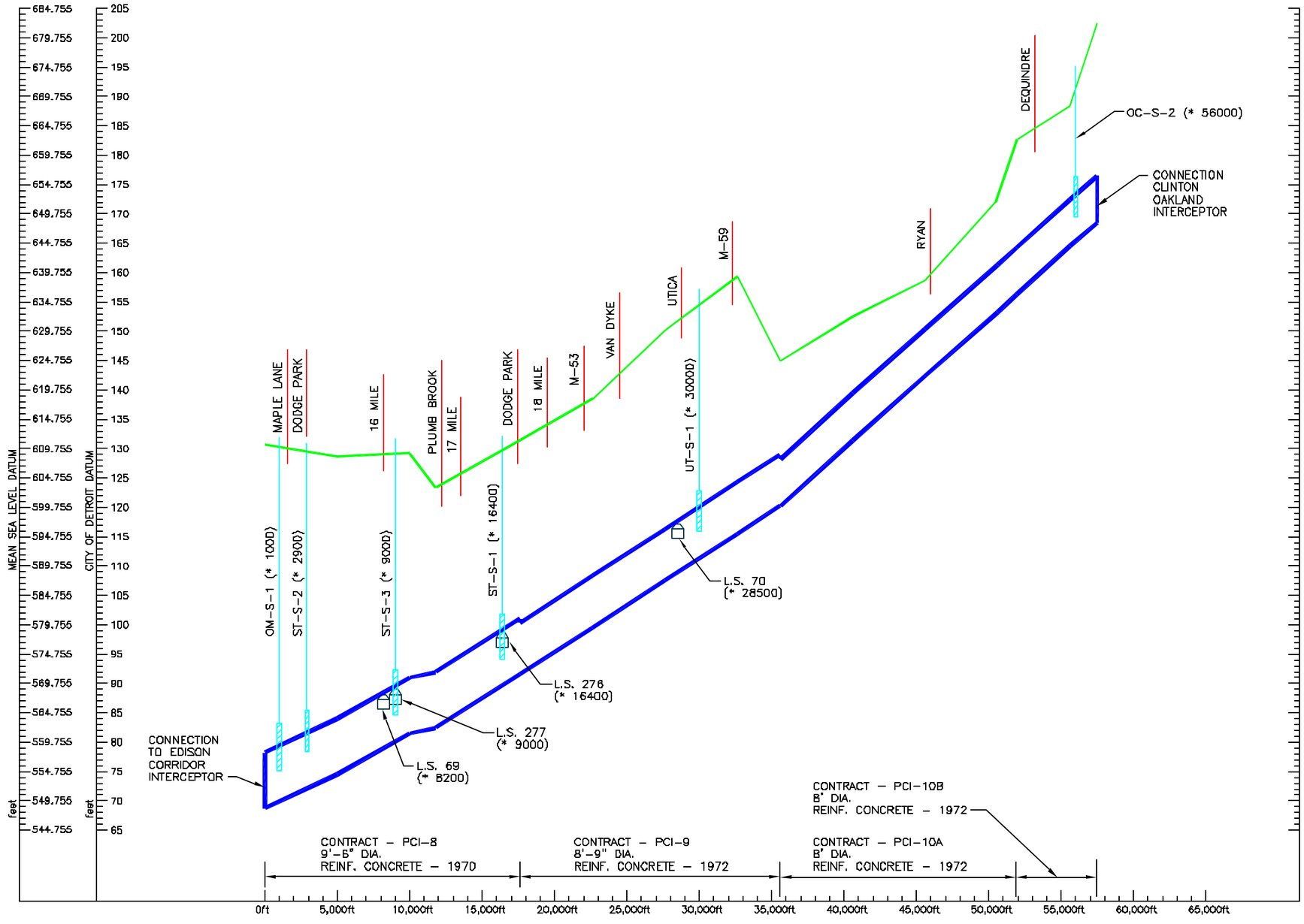

LEGEND

G.W.E. 594 — GROUNDWATER ELEVATION

STRUCTURES AT SEWER

- PUMP STATION (P.S.)
- CSO CONTROL FACILITY
- LEVEL SENSOR (L.S.)
- VALVE REMOTE (VR)/ REGULATOR/DAM/ BACKWATER GATE
- PROPOSED IN-SYSTEM STORAGE DEVICE (ISD)
- EXISTING IN-SYSTEM STORAGE DEVICE OR TASK 1 GATE
- FLOW METER

SEDIMENTATION

- SLUDGE DEPOSITION
- LARGE DEBRIS

STRUCTURAL CONDITION OF SEWER

- SPALLING OR CONCRETE CUT
- HAIRLINE CRACKS
- CRACKS OPEN TO SOIL
- JOINT LEAKS
- PIPE FAILURE

NOTE:

1. * APPROX. DISTANCE
2. PROFILE IS ONLY FOR PLANNING PURPOSES.

PRELIMINARY

PRIME CONSULTANT:
CDM
environmental engineers, scientists, planners, & management consultants

PREPARED BY:
TUCKER, YOUNG JACKSON, TULL INC.
CONSULTING ENGINEERS PLANNERS
565 E. LAFAYETTE SUITE 300 DETROIT, MICHIGAN 48226
(313) 963-0612

CITY OF DETROIT

CITY OF DETROIT
DETROIT WATER AND SEWERAGE DEPARTMENT
CS-1314 WASTEWATER MASTER PLAN

PROFILE
OAKLAND ARM

CONTRACT NO. CS-1314 | DATE: APRIL 22, 2002 | DWG. NO. M-3



Planning Purposes Only.

LEGEND

- Sewer
- Transition in Pipe Diameter
- Pump Station

CS-1314 DWSD Wastewater Master Plan

Avon Arm Plan

April 22, 2002

CDM

0 0.125 0.25 0.5 Miles

N

DWSD-T-003c

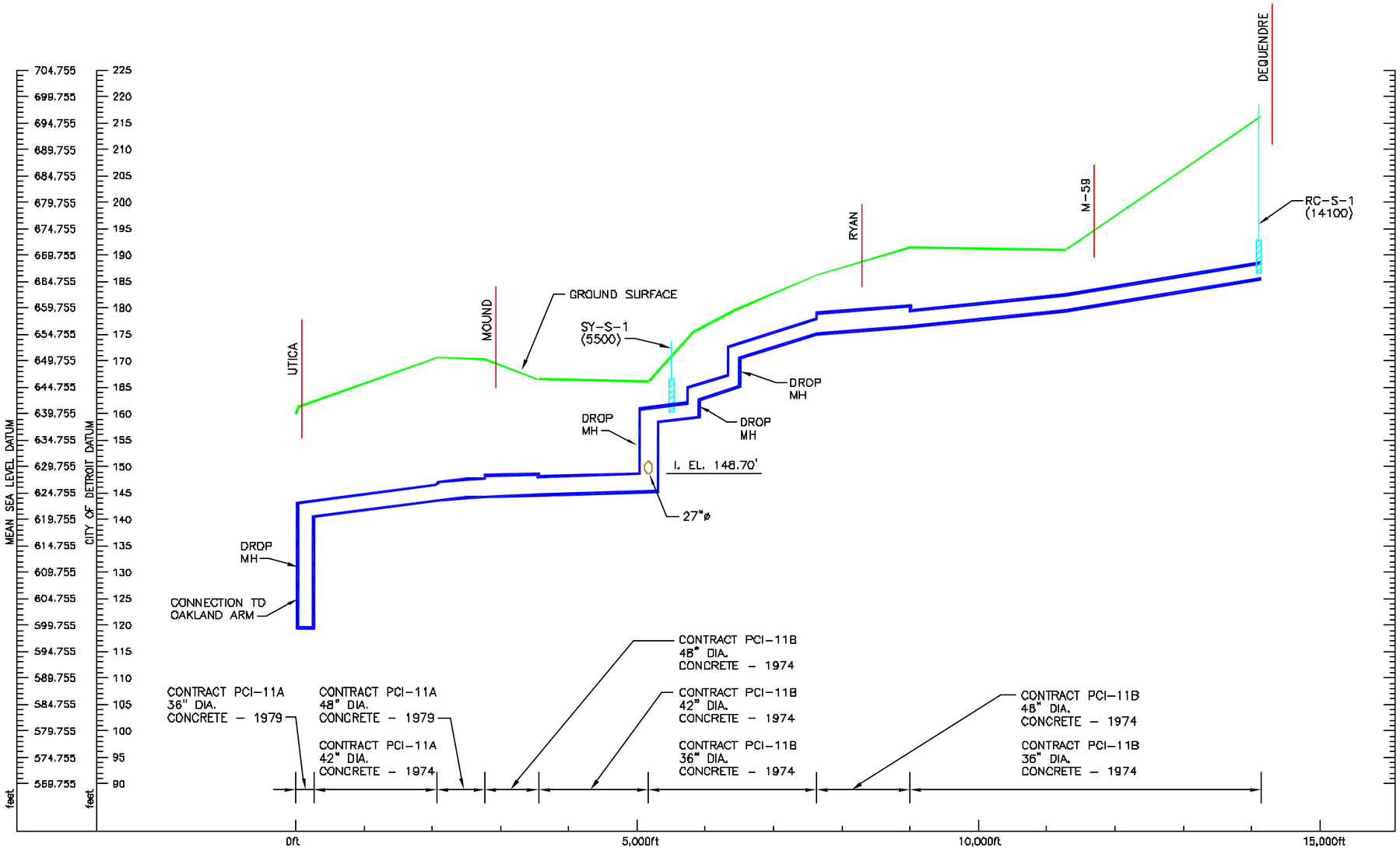

LEGEND

G.W.E. 594 — GROUNDWATER ELEVATION

STRUCTURES AT SEWER

- PUMP STATION (P.S.)
- CSO CONTROL FACILITY
- LEVEL SENSOR (L.S.)
- VALVE REMOTE (VR)/ REGULATOR/DAM/ BACKWATER GATE
- PROPOSED IN-SYSTEM STORAGE DEVICE (ISD)
- EXISTING IN-SYSTEM STORAGE DEVICE OR TASK 1 GATE
- FLOW METER

SEDIMENTATION

- SLUDGE DEPOSITION
- LARGE DEBRIS

STRUCTURAL CONDITION OF SEWER

- SPALLING OR CONCRETE CUT
- HAIRLINE CRACKS
- CRACKS OPEN TO SOIL
- JOINT LEAKS
- PIPE FAILURE

NOTE:

1. * APPROX. DISTANCE
2. PROFILE IS ONLY FOR PLANNING PURPOSES.

PRELIMINARY

PRIME CONSULTANT:
CDM
environmental engineers, scientists, planners, & management consultants

PREPARED BY:
TUCKER, YOUNG JACKSON, TULL INC.
CONSULTING ENGINEERS PLANNERS
565 E. LAFAYETTE SUITE 300 DETROIT, MICHIGAN 48226
(313) 963-0812

CITY OF DETROIT

CITY OF DETROIT
DETROIT WATER AND SEWERAGE DEPARTMENT
CS-1314 WASTEWATER MASTER PLAN

PROFILE
AVON ARM

CONTRACT NO. CS-1314 | DATE: APRIL 22, 2002 | DWG. NO. M-4

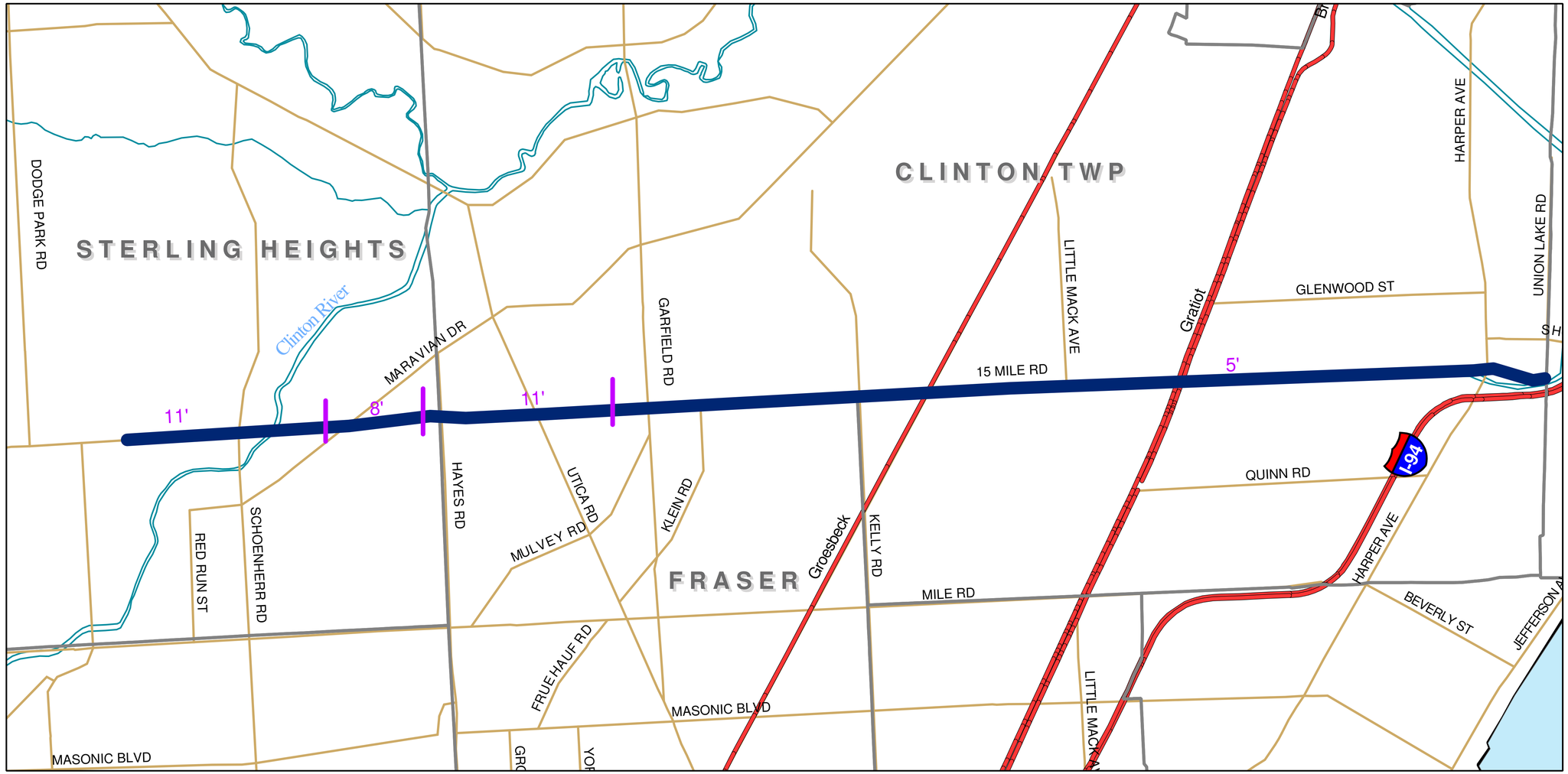

Planning Purposes Only.

LEGEND

- Sewer
- Transition in Pipe Diameter
- Pump Station

CS-1314 DWSD Wastewater Master Plan

15 Mile Rd Interceptor Plan

April 22, 2002

CDM

DWSD-T-003d

0 0.25 0.5 1 Miles

N

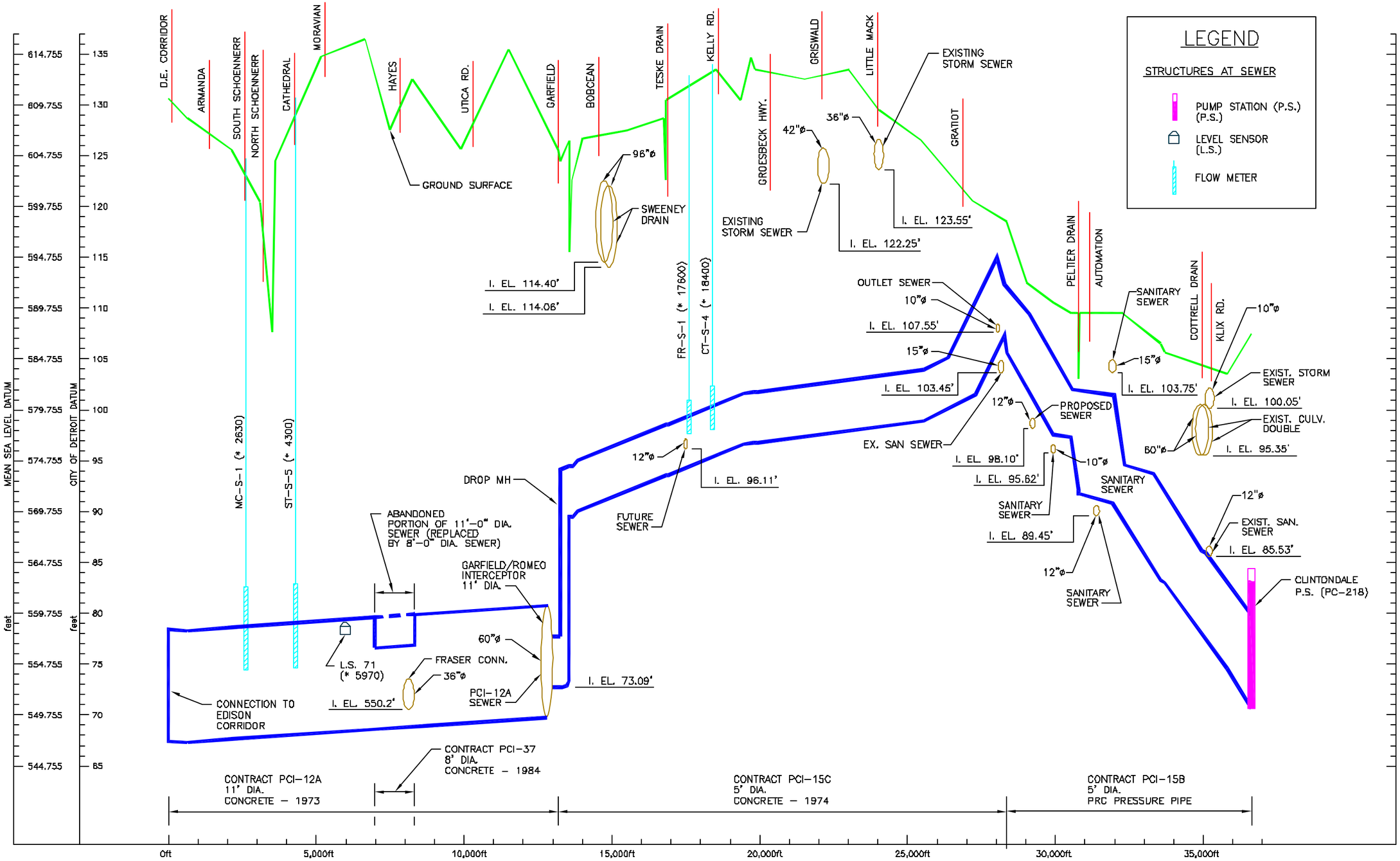

NOTE:

1. * APPROX. DISTANCE
2. PROFILE IS ONLY FOR PLANNING PURPOSES.

PRELIMINARY

PRIME CONSULTANT:
CDM
environmental engineers, scientists, planners, & management consultants

PREPARED BY:
TUCKER, YOUNG JACKSON, TULL INC.
CONSULTING ENGINEERS PLANNERS
365 E. LAFAYETTE SUITE 300 DETROIT, MICHIGAN 48226
(313) 883-0812

CITY OF DETROIT

CITY OF DETROIT
DETROIT WATER AND SEWERAGE DEPARTMENT
CS-1314 WASTEWATER MASTER PLAN

PROFILE
15 MILE RD. INTERCEPTOR

CONTRACT NO. CS-1314 | DATE: APRIL 22, 2002 | DWG. NO. M-5

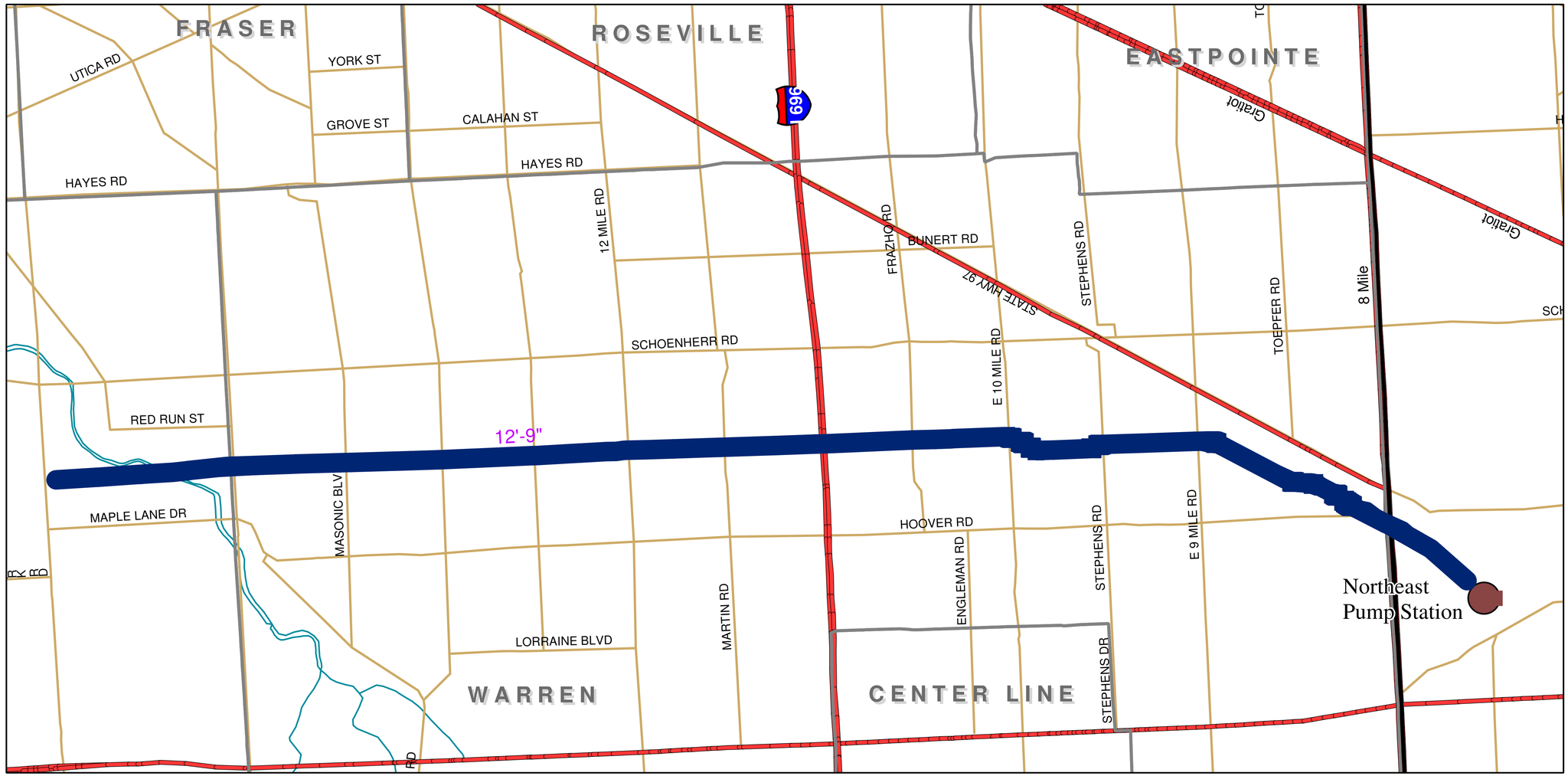

Planning Purposes Only.

LEGEND

- Sewer
- Transition in Pipe Diameter
- Pump Station

CS-1314 DWSD Wastewater Master Plan

Edison Corridor Plan

April 22, 2002

CDM

0 0.25 0.5 1 Miles

DWSD-T-003e

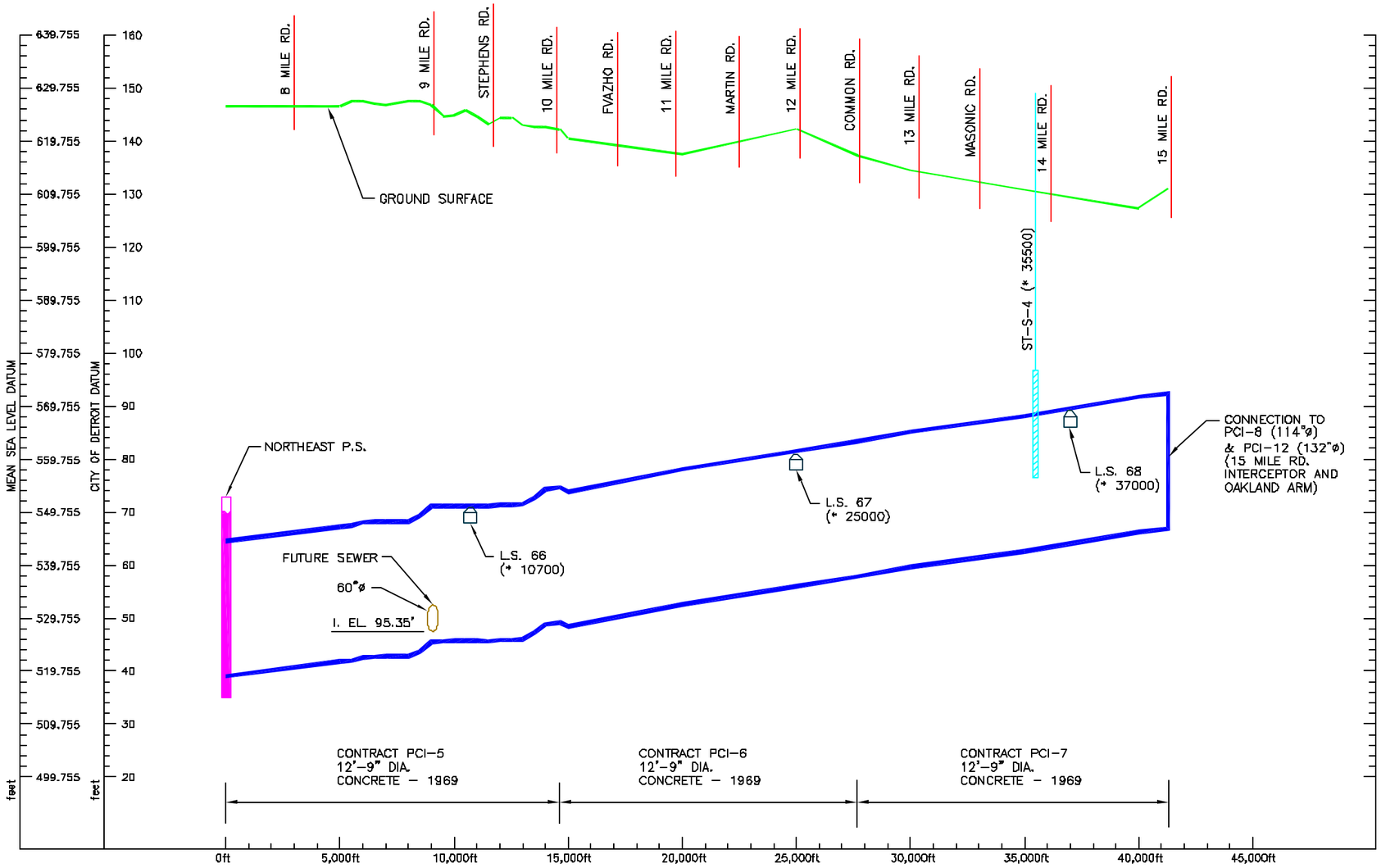

LEGEND

G.W.E. 594 — GROUNDWATER ELEVATION

STRUCTURES AT SEWER

- PUMP STATION (P.S.)
- CSO CONTROL FACILITY
- LEVEL SENSOR (L.S.)
- VALVE REMOTE (VR)/ REGULATOR/DAM/ BACKWATER GATE
- PROPOSED IN-SYSTEM STORAGE DEVICE (ISD)
- EXISTING IN-SYSTEM STORAGE DEVICE OR TASK 1 GATE
- FLOW METER

SEDIMENTATION

- SLUDGE DEPOSITION
- LARGE DEBRIS

STRUCTURAL CONDITION OF SEWER

- SPALLING OR CONCRETE CUT
- HAIRLINE CRACKS
- CRACKS OPEN TO SOIL
- JOINT LEAKS
- PIPE FAILURE

NOTE:

1. * APPROX. DISTANCE
2. PROFILE IS ONLY FOR PLANNING PURPOSES.

PRELIMINARY

PRIME CONSULTANT:
CDM
environmental engineers, scientists, planners, & management consultants

PREPARED BY:
TUCKER,YOUNG JACKSON,TULL INC.
CONSULTING ENGINEERS PLANNERS
365 E. LAFAYETTE SUITE 300 DETROIT,MICHIGAN
(313) 883-0612 48226

CITY OF DETROIT

CITY OF DETROIT
DETROIT WATER AND SEWERAGE DEPARTMENT
CS-1314 WASTEWATER MASTER PLAN

PROFILE
EDISON CORRIDOR

CONTRACT NO. CS-1314	DATE: APRIL 22, 2002	DWG. NO. M-6