RSQE FORECASTS

Research Seminar in Quantitative Economics
The University of Michigan
Ann Arbor, Michigan 48109

For Release: 10/11/2000

Saul H. Hymans
Director

The Economic Outlook for 2000-2002
Executive Summary: October 2000

Stepping Up Economic Progress

Over the 40 years since the 2nd quarter of 1960, 1960.2–2000.2, the U.S. economy has experienced

- *real GDP growth averaging 3.5 percent per year, and*
- *a growth rate in the number of persons employed averaging 1.8 percent per year.*

That implies that aggregate output per person employed – a rough measure of economy-wide labor productivity – grew at just over 1.6 percent per year during the past 4 decades.

Now compare that with the most recent 4 year period, 1996.2–2000.2:

- *real GDP growth averaging 4.5 percent per year, and*
- *the number of persons employed increasing by 1.7 percent per year, implying*
- *economy-wide productivity growing by more than 2.7 percent per year!*

That's quite a substantial improvement in overall productivity growth lately and, indeed, even beats the 2.4 percent per year economy-wide productivity growth registered during the quarter century 1948-1973, which is generally considered to have spanned the nation's premier productivity episode.

There's no guarantee, certainly, that what we managed for 4 years we can just as well do for 25. But there's reason to be optimistic that we can continue to do well for some years to come, that the efficiency benefits available from embracing the information technology age haven't yet been fully exploited.

The Near-Term Economic Speed Limit

And just what will it mean "to do well for some years to come?"

It can't mean GDP growth continuing at a 4.5 percent average, much less the 6 percent rate of the past 4 quarters! There just isn't the labor force available to permit employment to grow at much more than one percent per year going forward.

*So, **if** we can continue to enjoy economy-wide productivity growth near 2.7 percent per year, **and** employment growth is limited to little more than one percent per year, that would imply a sustainable growth rate – a prospective economic speed limit – of no more than 3¾ percent per year.*

Monetary Policy Going Forward

That, in our view, is what the Federal Reserve is looking for: evidence that the economy has indeed shifted onto a sustainable growth path – a path that will keep the near-term inflationary risks tolerable.

Our current forecast suggests exactly that outcome, which implies that

- *the Fed should be able to hold short term interest rates steady for some time to come,*
- *perhaps, even, all the way through next year.*

By this time next year, however, we expect that observable inflationary pressures – from both a depreciating U.S. dollar and rising unit labor costs – will have shifted up a notch. And that is likely to induce the Fed to be tightening credit conditions during 2002.

Other Key Inputs to the Forecast

- *The price of west Texas intermediate crude oil surged to a peak of $34/barrel during March of this year, slipped into the $28-$30/barrel range in the summer, spiked again to average nearly $34 in September, and then backed off again to about $31/barrel in early October. We're expecting the price of oil to fluctuate around a low-thirties average through early next year before drifting down to about $28-$29/barrel by yearend 2001 and thereafter to rise at a 2-3 percent per year rate.*
- *The economies of our major trading partners are generally strong and/or*

strengthening. This implies continued strong growth in our exports, which have increased by 10 percent in real terms over the past 4 quarters.

- *Stock market prices overall, as measured by the S&P 500, have been highly volatile this year and are currently little different than their December '99 average. We're expecting the high volatility to continue for the rest of the year, before equity prices return to a moderate uptrend in 2001.*

The 2000-2002 Forecast

The growth of real GDP is forecast to slow to a rate of about 3¼ percent for the second half of this year, reflecting the earlier tightening of monetary policy and the sharp rise in energy prices.

This is followed by a growth rate averaging 3.7 percent during 2001 (2000.4-2001.4), and a slower pace of 3.3 percent during 2002 under the constraint of tighter monetary policy. This output path is forecast to be accompanied by

- *an unemployment rate that holds fairly steady at about 4 percent,*
- *an increase in core industrial prices, as measured by the private nonfarm GDP deflator, amounting to 2 percent this year, up from 1.4 percent last year, and then accelerating to 2.5 percent in calendar 2001, and to 3 percent in 2002,*
- *light vehicle sales and residential building activity which reflect the recent tightening of credit conditions as well as the assumed resumption of tightening in 2002, with*

  – sales of cars and light trucks slipping from an 18.2 million unit pace in this year's 1st quarter to total 17.4 million units this year, 17 million units in calendar 2001, and 16.7 million units in 2002, and

  – housing starts backing off from a pace of 1732 thousand units in the 1st quarter of this year to total 1602 thousand units for this calendar year, 1543 thousand units next year, and a slightly lower 1512 thousand units in calendar 2002.

	Actual	RSQE Forecast		
	1999	2000	2001	2002
GDP (Billions of Current $s)	9299.2	10000.9	10612.2	11245.1
Real GDP (Billions of Chained '96 $s)	8875.8	9343.2	9693.8	10020.7
% Change: Year-Over-Year	4.2	5.3	3.8	3.4
% Change: 4th-Qtr-to-4th-Qtr	5.0	4.2	3.7	3.3
Inflation (Private Nonfarm GDP Deflator, % Change)	1.4	2.0	2.5	3.0
Inflation (Consumption Deflator, % Change)	1.8	2.5	2.3	2.6
Inflation (CPI – U, % change)	2.2	3.4	3.0	3.1
Civilian Unemployment Rate (%)	4.2	4.0	4.0	4.0
Capacity Utilization, Manufacturing (%)	79.8	81.1	81.1	80.9
Light Vehicle Sales (Millions)	16.8	17.4	17.0	16.7
Private Housing Starts (Thousands)	1676	1602	1543	1512
3-Month Treasury Bill Rate (%)	4.6	5.8	6.0	6.6
10-Year Treasury Bond Rate (%)	5.6	6.1	6.1	6.6
Conventional Mortgage Rate (%)	7.4	8.2	8.2	8.7
Real Disposable Income (Billions of Chained '96 $s)	6331.1	6520.9	6775.6	7022.0
% Change	3.2	3.0	3.9	3.6
Corporate Profits Before Tax (Billions of Current $s)	823.0	940.1	946.3	951.4
Value of U.S. $ vs 7 Major Currencies, % Appreciation	-1.8	3.8	-0.3	-3.4
Current Account Surplus (NIPA Basis, Billions of Current $s)	-313.2	-421.8	-491.3	-524.3
Federal Surplus (FY, NIPA Basis, Billions of Current $s)	102.7	222.3	285.4	303.5

RSQE
FORECASTS

Research Seminar in Quantitative Economics
The University of Michigan
Ann Arbor, Michigan 48109

For Release: 10/11/2000

Saul H. Hymans
Director

The U.S. Economic Outlook for 2000-2002
Forecast Update: October 2000

Saul H. Hymans, Joan P. Crary, Janet C. Wolfe

Highlights of the Forecast

Has the Federal Reserve executed a soft landing? We think so. The combination of interest rate hikes, sluggish and volatile equity markets, and sharply higher energy prices has begun to dampen the pace of domestic demand growth in the U.S. We expect unemployment to hold steady through 2002 as real GDP grows at a less frantic, but still healthy pace, held in check by a further tightening of monetary policy in the later part of the forecast horizon.

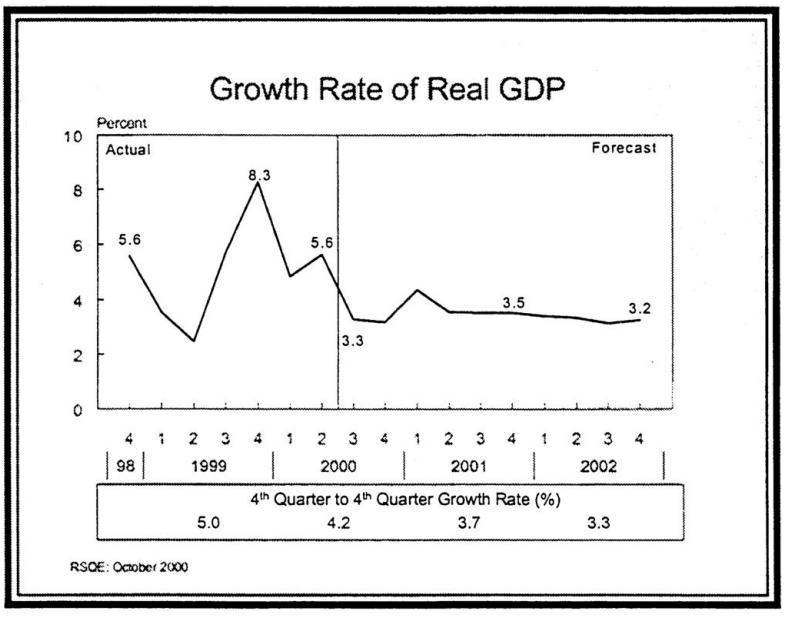

- We estimate that U.S. output grew at about a 3.3 percent rate in the July-September quarter just ended and expect a similar pace of output expansion during the current quarter. That puts real GDP growth over the course of this year at 4.2 percent, down from 5 percent during 1999.
- Real GDP growth averages 3.7 percent during 2001 while the Fed holds interest rates steady.
- Under the constraint of a further tightening of monetary policy starting early in 2002, the pace of output expansion moderates to 3.3 percent during that year.
  - ➤ This pattern of output growth holds unemployment at about 4 percent through 2002.

The Fed has held short term interest rates steady since mid May, following a series of rate hikes that cumulated to a 175-basis-point increase in the federal funds rate. The downshift in the expansion to a sustainable growth pace will allow the Fed to maintain its current policy stance through the end of next year. By early 2002, however, we expect that emerging inflationary pressures – from a depreciating U.S. dollar and from rising unit labor costs – will induce the Fed to renew its tightening of credit conditions.

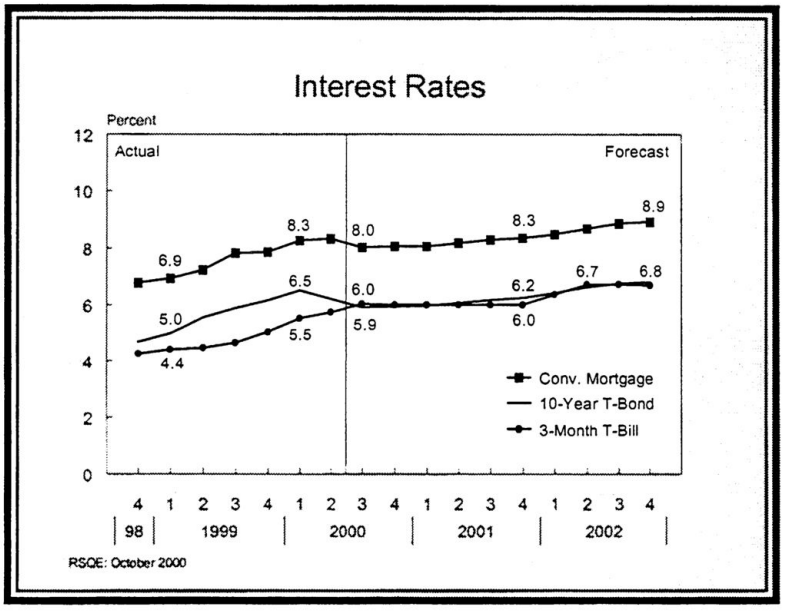

- The 3-month T-bill rate stays near its third-quarter average of 6 percent through 2001, about 160 basis points higher than in early '99, and then climbs to 6.7 percent by mid 2002.
- The 10-year T-bond rate, now below the T-bill, drifts up from 5.9 percent in the 3rd quarter of 2000 to 6.2 percent in late 2001 and to 6.8 percent by late 2002.
- The conventional mortgage rate, currently at about 8 percent, rises to 8.3 percent at the end of 2001 and to 8.9 percent in late 2002.

The recent hikes in interest rates have restrained consumer and business enthusiasm of late. Both housing starts and vehicle sales have already retrenched from very high levels in the early months of this year while growth in other interest-sensitive sectors appears to have moderated.

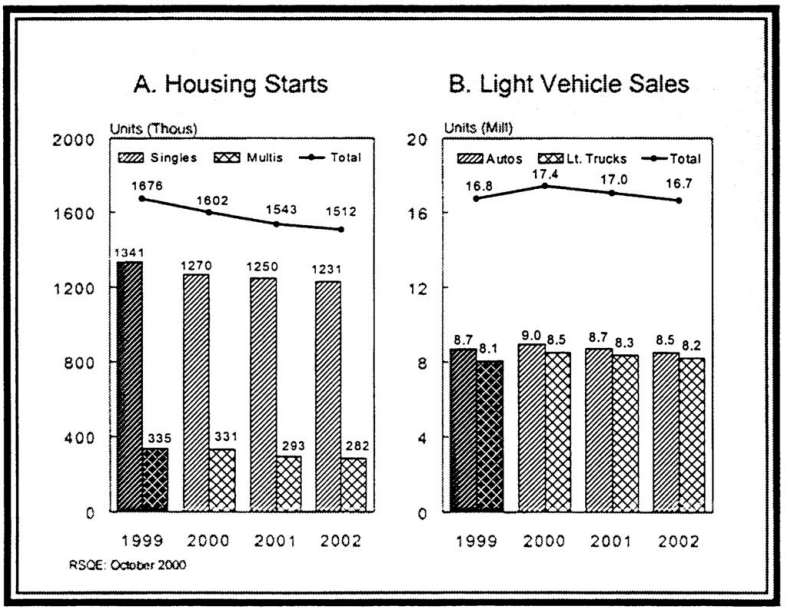

- Housing starts decline from 1676 thousand units in 1999 to 1602 thousand units in 2000. With mortgage rates again on the rise by the spring of next year, housing starts slide to 1543 thousand units in 2001 and to just over 1500 thousand units in 2002.
- Light vehicle sales are forecast to total a record 17.4 million units for calendar 2000, reflecting a slowdown in sales from an 18.2 million unit pace in the first quarter.
- Sales of cars and light trucks slip to 17 million units in 2001 and 16.7 million units in 2002.

Despite the steady deterioration in the U.S. current account since late 1998, uncertainty about the Euro has contributed to seesaw movements in the exchange value of the dollar. During the forecast horizon, we expect the fundamentals of a growing U.S. current account deficit and stronger economies abroad to dominate, resulting in a sustained decline in the exchange value of the dollar. The declining dollar leads to a steady upward movement in nonoil import prices during 2001-2002.

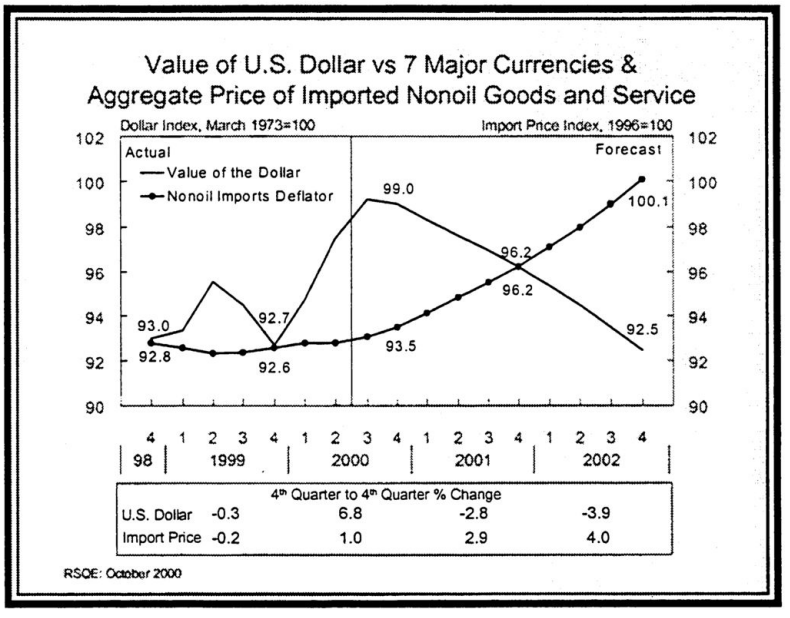

- Following a 6.8 percent appreciation during 2000, the value-of-the-dollar index depreciates by 2.8 percent during 2001 and by 3.9 percent during 2002.
- The aggregate price of imported nonoil goods and services rises by 2.9 percent during 2001 and by 4 percent during 2002, following a one percent increase during 2000.

The decision by oil producing countries to restrict supplies to prop up inordinately low prices coincided with increased demand for oil as economies in both Europe and Asia strengthened. As a result, oil prices have soared by nearly 250 percent since the end of 1998. We expect an easing of supply restrictions to begin to reduce oil prices by the spring of next year.

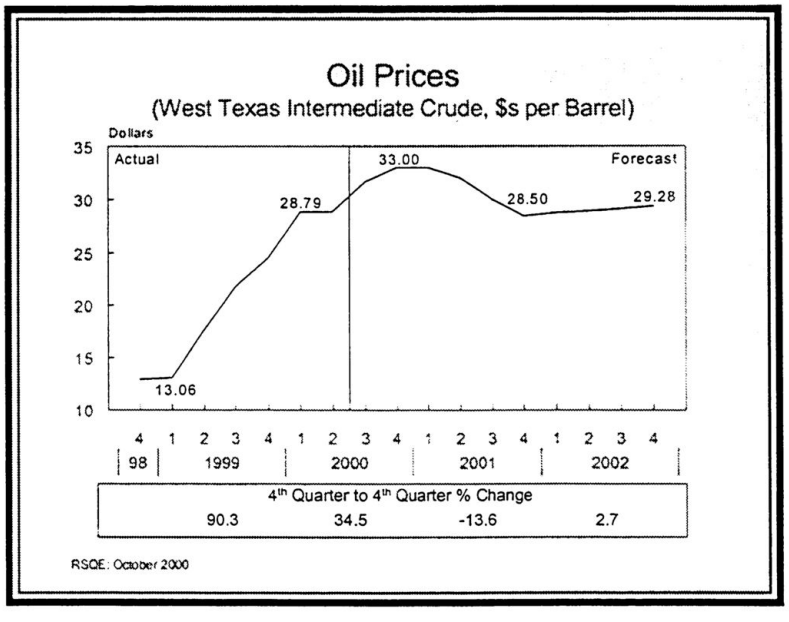

- Oil prices, which were below $13 per barrel in the closing quarter of 1998, are expected to top out at about $33 per barrel in late 2000 before easing back to about $28.50 a year later.
- Measured from 4th quarter to 4th quarter, oil prices will have risen by over 34 percent this year after a 90 percent increase during 1999.
- Following a projected 13½ percent decline in 2001, oil prices rise by 2¾ percent during 2002.

Despite upward pressure on wages from the tight labor market, unit labor costs have increased at a moderate pace during 1999 and the first half of 2000 thanks to extraordinary gains in productivity. Wage rates accelerate only slightly over the forecast horizon, but the pace of productivity growth slows from exceptional to merely great, and labor costs accelerate through 2001.

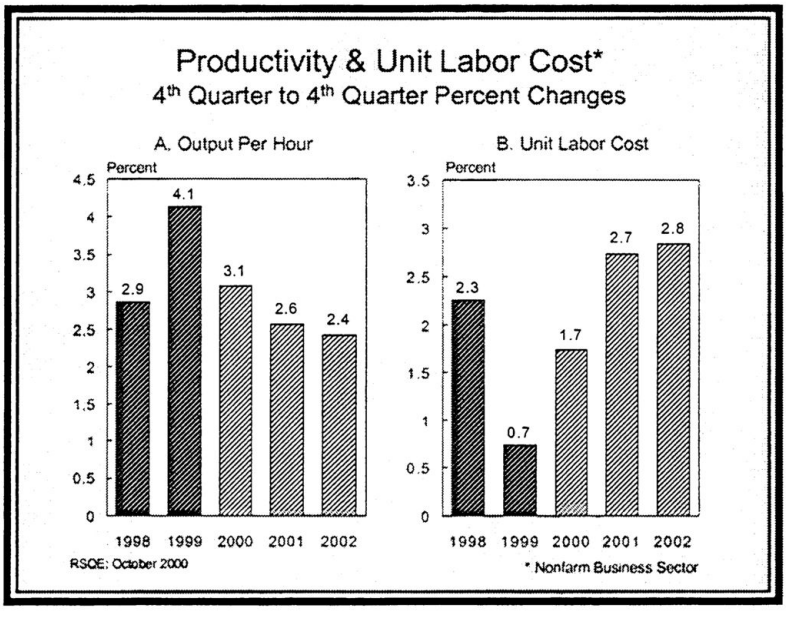

- Productivity growth, which surged to 4.1 percent during 1999, slips to 3.1 percent during 2000 before settling at about 2½ percent in 2001-02.
- Unit labor costs, which rose by a tiny 0.7 percent during 1999, are expected to increase by 1.7 percent during 2000 and to accelerate to about 2¾ percent during each of the next two years.

The pace of inflation is forecast to pick up from the low rates of 1998-99. A very small gain in unit labor costs helped to offset sharply rising energy prices during '99. As unit labor costs accelerate, the rate of inflation moves into the 3 percent range.

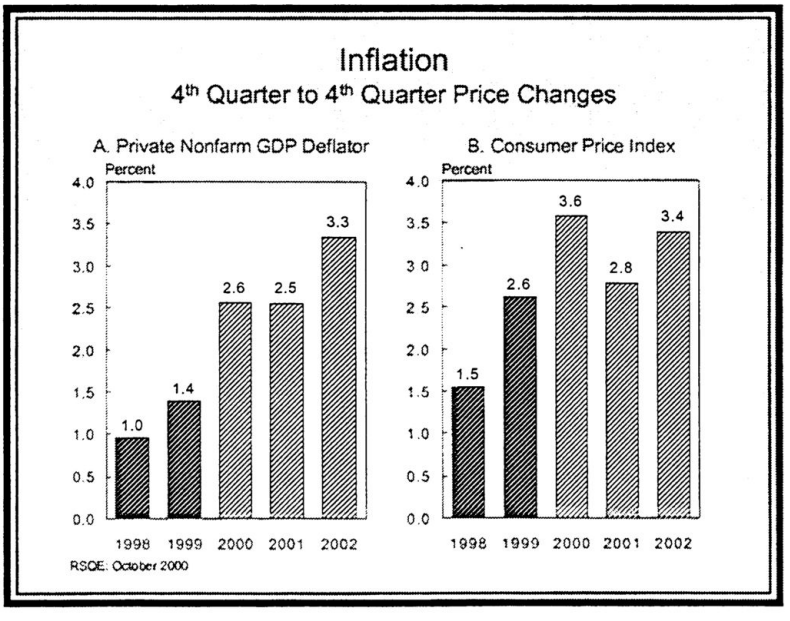

- Industrial inflation, measured by the private nonfarm GDP deflator, increases to about 2½ percent during 2000 and 2001 and accelerates further to average 3⅓ percent during 2002. Moderating energy prices hold down industrial inflation during 2001.
- The consumer price index, more heavily impacted by energy and import price movements, rises by about 3½ percent per year during 2000 and 2002, but by 2.8 percent in 2001 when energy prices retreat.

U.S. Economic Outlook 2000-2002

RSQE Forecast, 11 October 2000

INDEX OF TABLES

Table 1: Gross Domestic Product in Current Dollars

Table 2: Gross Domestic Product in Chained Dollars

Table 3: Personal Income and its Disposition

Table 4: Relation of GDP, GNP, NNP, NI and PI

Table 5: Foreign Transactions in the NIPAs

Table 6: Supplementary Data
- Prices, Wages, Productivity
- Manufacturing Sector
- Unemployment Rates
- Monetary Sector
- Vehicle Sector

Table 7: Federal Government Receipts and Expenditures

Table 8: State and Local Government Receipts and Expenditures

Complete Model Output
- Non-zero Adjustment Constants
- Exogenous Variables
- Endogenous Variables
- Growth Rates of Endogenous Variables

Forecast Based on MQEM
The Michigan Quarterly Econometric Model of the U.S. Economy

RSQE
Research Seminar in Quantitative Economics
The University of Michigan
Ann Arbor, Michigan 48109

RSQE Forecast

Table 1

11 October 2000

Gross Domestic Product in Current Dollars

(Billions of Current Dollars, SAAR)

	Actual	Forecast							
	2000:2	2000:3	2000:4	2001:1	2001:2	2001:3	2001:4	2002:1	2002:2
GDP	9945.70	10084.77	10220.54	10390.10	10535.86	10684.86	10837.94	11001.16	11162.39
Consumption	6706.30	6817.32	6906.62	7003.39	7092.00	7182.37	7279.89	7386.92	7495.50
Durables	814.30	824.84	828.12	836.93	842.58	849.81	858.16	868.04	877.00
Vehicles + Parts	335.50	338.13	336.87	339.56	340.08	342.36	345.44	349.78	353.11
Furn + HH Equipment	311.10	316.20	318.92	322.36	325.01	327.48	330.25	333.43	336.59
Other	167.70	170.51	172.34	175.02	177.48	179.97	182.47	184.83	187.29
Nondurables	1997.60	2031.29	2054.60	2075.18	2092.75	2109.13	2128.77	2154.31	2179.98
Food	948.30	961.99	973.60	985.73	997.29	1009.07	1022.29	1037.84	1053.41
Clothing + Shoes	325.60	329.66	331.37	332.48	333.50	334.75	336.37	337.52	338.76
Gasoline + Oil	163.30	167.68	170.04	170.96	169.62	166.31	163.52	163.85	164.41
Fuel Oil + Coal	18.70	19.29	18.96	18.70	18.30	17.88	17.62	17.54	17.53
Other	541.70	552.68	560.63	567.31	574.04	581.12	588.97	597.57	605.87
Services	3894.40	3961.18	4023.90	4091.27	4156.67	4223.43	4292.96	4364.56	4438.52
Private Investment	1852.60	1888.30	1924.48	1987.29	2031.11	2069.05	2104.64	2136.94	2169.94
Nonresidential	1359.20	1396.78	1439.11	1483.50	1521.84	1558.44	1592.93	1624.52	1654.55
Structures	315.10	325.00	335.83	345.87	355.81	363.18	369.14	374.01	378.81
Equipment + Software	1044.10	1071.78	1103.28	1137.63	1166.03	1195.26	1223.79	1250.51	1275.74
Info Processing	527.50	555.61	582.44	607.25	629.98	650.57	671.70	693.58	716.42
Industrial Equipment	168.00	173.64	177.61	179.39	181.53	183.49	185.48	187.72	189.93
New Vehicles	194.21	196.86	194.66	201.44	200.86	204.65	207.24	206.97	204.62
Other Equipment	154.50	145.66	148.57	149.55	153.66	156.56	159.37	162.24	164.78
Residential	421.30	418.27	419.30	423.32	428.56	433.43	438.32	442.97	446.81
Priv Inventory Change	72.00	73.25	66.08	80.47	80.71	77.18	73.39	69.45	68.58
Farm	-0.10	1.60	1.60	1.60	1.60	1.60	1.60	1.60	1.60
Nonfarm	72.20	71.65	64.48	78.87	79.11	75.58	71.79	67.85	66.98
Net Exports	-355.40	-376.52	-393.78	-416.26	-429.11	-435.09	-440.46	-449.17	-455.60
Exports	1092.90	1120.60	1150.21	1180.17	1210.31	1239.51	1270.27	1304.43	1340.85
Imports	1448.30	1497.12	1543.99	1596.43	1639.42	1674.60	1710.74	1753.60	1796.45
Government Purchases	1742.20	1755.67	1783.22	1815.68	1841.86	1868.53	1893.88	1926.48	1952.55
Federal	604.50	597.49	604.19	615.42	619.99	624.66	629.37	640.99	645.73
Defense	381.90	382.59	385.29	392.09	394.91	397.73	400.57	407.61	410.46
Nondefense	222.60	214.90	218.90	223.33	225.08	226.93	228.80	233.38	235.27
NonCCC	221.60	214.90	218.90	223.33	225.08	226.93	228.80	233.38	235.27
State + Local	1137.70	1158.18	1179.03	1200.26	1221.87	1243.87	1264.51	1285.49	1306.82
ADDENDA									
GDP Deflator (1996=100)	106.73	107.35	107.95	108.58	109.16	109.76	110.37	111.11	111.82
Unemployment Rate (%)	4.00	4.02	4.02	3.97	3.96	3.96	3.96	3.96	3.97

RSQE Forecast

Table 1

11 October 2000

Gross Domestic Product in Current Dollars

(Billions of Current Dollars, SAAR)

	Forecast		Calendar Years				Percent Changes		
	2002:3	2002:4	1999	2000	2001	2002	1999-2000	2000-2001	2001-2002
GDP	11323.64	11493.37	9299.15	10000.93	10612.19	11245.14	7.55	6.11	5.96
Consumption	7605.31	7718.26	6268.65	6762.98	7139.41	7551.50	7.89	5.57	5.77
Durables	884.73	894.02	761.25	823.39	846.87	880.95	8.16	2.85	4.02
Vehicles + Parts	354.95	358.16	320.73	339.95	341.86	354.00	5.99	0.56	3.55
Furn + HH Equipment	339.86	343.13	288.48	313.98	326.27	338.25	8.84	3.92	3.67
Other	189.92	192.73	152.05	169.46	178.73	188.69	11.45	5.47	5.57
Nondurables	2206.38	2233.49	1845.48	2011.85	2101.46	2193.54	9.02	4.45	4.38
Food	1068.92	1084.72	897.80	955.57	1003.59	1061.22	6.43	5.03	5.74
Clothing + Shoes	340.24	341.83	306.95	327.43	334.28	339.58	6.67	2.09	1.59
Gasoline + Oil	165.14	165.95	128.35	163.88	167.61	164.84	27.68	2.27	-1.65
Fuel Oil + Coal	17.52	17.54	14.40	18.86	18.13	17.53	30.98	-3.90	-3.27
Other	614.55	623.45	497.95	546.13	577.86	610.36	9.68	5.81	5.62
Services	4514.20	4590.75	3661.93	3927.77	4191.08	4477.01	7.26	6.70	6.82
Private Investment	2199.39	2234.58	1650.15	1855.27	2048.02	2185.21	12.43	10.39	6.70
Nonresidential	1682.89	1715.32	1203.08	1375.90	1539.18	1669.32	14.36	11.87	8.46
Structures	384.01	388.87	285.63	321.21	358.50	381.43	12.46	11.61	6.39
Equipment + Software	1298.88	1326.45	917.45	1054.69	1180.68	1287.90	14.96	11.95	9.08
Info Processing	740.28	765.21	433.05	540.21	639.87	728.87	24.75	18.45	13.91
Industrial Equipment	192.29	194.69	150.73	170.49	182.47	191.16	13.11	7.03	4.76
New Vehicles	198.87	196.60	195.48	197.43	203.55	201.76	1.00	3.10	-0.88
Other Equipment	167.44	169.96	138.20	146.58	154.78	166.10	6.07	5.59	7.31
Residential	450.91	457.37	403.78	419.04	430.91	449.52	3.78	2.83	4.32
Priv Inventory Change	65.59	61.88	43.28	60.31	77.94	66.37	NA	NA	NA
Farm	1.60	1.60	-0.25	0.15	1.60	1.60	NA	NA	NA
Nonfarm	63.99	60.28	43.55	60.18	76.34	64.77	NA	NA	NA
Net Exports	-460.15	-463.70	-254.03	-365.22	-430.23	-457.16	NA	NA	NA
Exports	1379.17	1419.50	990.20	1103.90	1225.07	1360.99	11.48	10.98	11.10
Imports	1839.32	1883.20	1244.23	1469.13	1655.30	1818.14	18.08	12.67	9.84
Government Purchases	1979.10	2004.23	1634.40	1747.90	1854.99	1965.59	6.94	6.13	5.96
Federal	650.59	655.57	568.55	596.57	622.36	648.22	4.93	4.32	4.16
Defense	413.42	416.39	365.03	379.10	396.33	411.97	3.85	4.55	3.95
Nondefense	237.17	239.18	203.53	217.48	226.04	236.25	6.85	3.94	4.52
NonCCC	237.17	239.18	202.40	216.95	226.04	236.25	7.19	4.19	4.52
State + Local	1328.51	1348.66	1065.85	1151.33	1232.63	1317.37	8.02	7.06	6.87
ADDENDA									
GDP Deflator (1996=100)	112.57	113.35	104.77	107.03	109.47	112.21	2.16	2.27	2.51
Unemployment Rate (%)	3.98	4.00	4.22	4.03	3.96	3.98	NA	NA	NA

Table 2

Gross Domestic Product in Chained Dollars

(Billions of Chained (1996) Dollars, SAAR)

	Actual	Forecast							
	2000:2	2000:3	2000:4	2001:1	2001:2	2001:3	2001:4	2002:1	2002:2
GDP	9318.90	9394.30	9467.61	9568.80	9651.82	9735.15	9819.36	9901.06	9982.40
Consumption	6260.60	6324.41	6367.81	6420.23	6466.65	6515.46	6567.03	6618.69	6668.52
Durables	886.70	902.87	908.85	920.49	928.65	938.56	948.95	960.54	970.65
Vehicles + Parts	335.90	338.34	335.67	336.90	335.97	336.73	337.78	339.94	341.04
Furn + HH Equipment	379.30	390.20	397.79	406.31	414.05	421.75	429.74	438.12	446.24
Other	175.00	178.63	180.69	183.36	185.68	187.97	190.19	192.10	193.99
Nondurables	1861.10	1879.57	1888.61	1897.71	1906.03	1915.36	1926.28	1936.97	1947.03
Food	876.50	879.69	882.67	886.75	890.22	893.81	898.08	903.53	908.32
Clothing + Shoes	342.30	350.29	353.32	355.41	357.47	359.85	362.63	364.75	366.77
Gasoline + Oil	132.20	132.46	131.94	132.18	132.34	132.82	133.45	134.02	134.40
Fuel Oil + Coal	15.30	15.23	14.74	14.65	14.69	14.85	14.95	14.88	14.84
Other	496.50	504.33	508.83	511.79	514.52	517.39	520.69	523.37	526.35
Services	3526.70	3557.20	3585.53	3617.92	3648.09	3678.18	3709.04	3739.25	3769.49
Private Investment	1863.00	1890.12	1919.52	1976.43	2013.09	2043.69	2071.29	2094.97	2118.58
Nonresidential	1412.50	1449.92	1491.80	1535.99	1573.63	1609.72	1643.25	1673.31	1701.07
Structures	277.00	282.97	289.45	295.00	300.26	303.20	304.75	305.13	305.18
Equipment + Software	1146.60	1178.68	1214.88	1254.72	1288.02	1322.72	1356.59	1388.38	1418.23
Info Processing	669.10	707.49	746.58	784.63	821.22	855.91	892.07	929.76	969.04
Industrial Equipment	164.00	169.09	172.20	172.92	173.82	174.44	175.02	175.69	176.19
New Vehicles	195.30	197.59	194.57	200.51	199.11	202.04	203.44	201.96	198.49
Other Equipment	145.30	136.80	138.85	138.51	140.81	141.86	142.85	143.95	144.66
Residential	372.60	366.67	364.05	364.16	365.11	365.33	365.40	365.04	363.88
Priv Inventory Change	78.60	76.09	68.28	82.99	82.66	78.61	74.25	69.81	68.46
Farm	6.20	2.00	2.00	2.00	2.00	2.00	2.00	2.00	2.00
Nonfarm	72.30	74.09	66.28	80.99	80.66	76.61	72.25	67.81	66.46
Net Exports	-403.40	-418.43	-430.71	-448.91	-460.38	-468.55	-473.74	-475.57	-475.14
Exports	1121.80	1145.00	1169.72	1195.23	1220.56	1245.56	1271.13	1297.41	1324.54
Imports	1525.20	1563.43	1600.43	1644.14	1680.94	1714.11	1744.87	1772.98	1799.69
Government Purchases	1583.70	1582.56	1594.77	1605.33	1616.73	1628.86	1639.31	1647.95	1656.23
Federal	558.80	548.72	552.06	553.16	554.49	555.85	557.11	557.66	558.35
Defense	355.10	353.41	354.15	354.40	355.22	356.00	356.70	356.58	356.85
Nondefense	203.60	195.28	197.87	198.70	199.21	199.79	200.35	201.02	201.43
State + Local	1024.60	1033.30	1042.14	1051.51	1061.50	1072.19	1081.31	1089.30	1096.84
ADDENDA									
Final Sales to Domestic Purchasers	9610.50	9700.98	9792.21	9895.64	9988.81	10082.87	10175.45	10262.58	10344.49
Unemployment Rate (%)	4.00	4.02	4.02	3.97	3.96	3.96	3.96	3.96	3.97

Note: Detailed GDP components do not sum to aggregates due to chain weighting.

RSQE Forecast

Table 2

11 October 2000

Gross Domestic Product in Chained Dollars

(Billions of Chained (1996) Dollars, SAAR)

	Forecast		Calendar Years				Percent Changes		
	2002:3	2002:4	1999	2000	2001	2002	1999-2000	2000-2001	2001-2002
GDP	10059.26	10139.88	8875.78	9343.15	9693.78	10020.65	5.27	3.75	3.37
Consumption	6715.90	6763.20	5978.80	6291.58	6492.34	6691.58	5.23	3.19	3.07
Durables	978.98	988.43	817.80	899.16	934.16	974.65	9.95	3.89	4.33
Vehicles + Parts	340.61	341.14	323.03	340.43	336.85	340.68	5.39	-1.05	1.14
Furn + HH Equipment	454.34	462.38	338.68	385.35	417.96	450.27	13.78	8.46	7.73
Other	195.94	197.96	157.35	177.08	186.80	195.00	12.54	5.49	4.39
Nondurables	1956.45	1965.72	1779.43	1868.52	1911.34	1951.54	5.01	2.29	2.10
Food	912.51	916.57	845.85	877.77	892.21	910.23	3.77	1.65	2.02
Clothing + Shoes	368.98	371.25	318.50	345.90	358.84	367.94	8.60	3.74	2.53
Gasoline + Oil	134.68	134.97	134.15	131.95	132.70	134.52	-1.64	0.56	1.37
Fuel Oil + Coal	14.77	14.72	15.50	14.99	14.78	14.80	-3.27	-1.39	0.12
Other	529.29	532.13	466.03	500.06	516.10	527.78	7.30	3.21	2.26
Services	3799.36	3828.46	3390.83	3539.16	3663.31	3784.14	4.37	3.51	3.30
Private Investment	2137.76	2161.55	1669.68	1861.56	2026.12	2128.21	11.49	8.84	5.04
Nonresidential	1726.21	1754.86	1255.30	1429.88	1590.65	1713.86	13.91	11.24	7.75
Structures	305.31	304.99	259.20	280.86	300.80	305.15	8.35	7.10	1.45
Equipment + Software	1445.23	1476.77	1003.15	1160.14	1305.51	1432.15	15.65	12.53	9.70
Info Processing	1009.98	1052.65	542.20	688.14	838.46	990.36	26.92	21.84	18.12
Industrial Equipment	176.65	177.01	147.78	166.05	174.05	176.39	12.37	4.82	1.34
New Vehicles	191.80	188.30	196.93	198.44	201.28	195.14	0.77	1.43	-3.05
Other Equipment	145.33	145.77	130.45	137.49	141.01	144.93	5.39	2.56	2.78
Residential	362.84	363.52	368.28	368.68	365.00	363.82	0.11	-1.00	-0.32
Priv Inventory Change	65.07	61.11	45.30	64.89	79.63	66.12	NA	NA	NA
Farm	2.00	2.00	0.05	3.45	2.00	2.00	NA	NA	NA
Nonfarm	63.07	59.11	44.95	61.42	77.63	64.12	NA	NA	NA
Net Exports	-471.78	-466.72	-322.38	-407.36	-462.90	-472.30	NA	NA	NA
Exports	1352.16	1380.73	1032.98	1130.33	1233.12	1338.71	9.42	9.09	8.56
Imports	1823.94	1847.46	1355.35	1537.69	1696.02	1811.02	13.45	10.30	6.78
Government Purchases	1664.05	1670.04	1536.08	1581.53	1622.56	1659.57	2.96	2.59	2.28
Federal	558.91	559.42	540.18	549.17	555.15	558.58	1.66	1.09	0.62
Defense	357.05	357.15	348.50	351.04	355.58	356.91	0.73	1.29	0.37
Nondefense	201.79	202.19	191.55	198.04	199.52	201.61	3.39	0.75	1.05
State + Local	1104.03	1109.46	995.58	1031.86	1066.63	1099.91	3.64	3.37	3.12
ADDENDA									
Final Sales to Domestic Purchasers	10421.21	10500.78	9130.30	9650.90	10035.69	10382.27	5.70	3.99	3.45
Unemployment Rate (%)	3.98	4.00	4.22	4.03	3.96	3.98	NA	NA	NA

Note: Detailed GDP components do not sum to aggregates due to chain weighting.

Table 3

Personal Income and its Disposition

(Billions of Current Dollars, SAAR)

	Actual	Forecast							
	2000:2	2000:3	2000:4	2001:1	2001:2	2001:3	2001:4	2002:1	2002:2
PERSONAL INCOME	8242.10	8357.76	8474.54	8623.37	8749.56	8873.38	8998.95	9145.12	9279.15
Wage + Salary Disburse	4740.20	4806.58	4878.88	4968.17	5047.83	5126.42	5206.39	5292.87	5373.63
Private	3980.00	4042.48	4108.05	4182.89	4254.65	4325.26	4397.17	4468.21	4540.27
Government	760.20	764.10	770.83	785.28	793.18	801.16	809.22	824.66	833.36
Other Labor Income	520.50	527.41	534.20	541.10	548.02	554.93	561.86	568.80	575.78
Proprietors' Income	709.60	723.66	731.72	746.78	760.03	773.27	786.38	798.63	810.78
Farm	21.50	26.43	22.97	24.05	24.84	25.43	25.87	26.20	26.46
Nonfarm	688.10	697.23	708.74	722.73	735.19	747.84	760.51	772.43	784.32
Rental Income	140.80	136.00	136.00	137.34	138.69	140.06	141.44	142.83	144.24
Dividend Income	392.60	400.79	410.89	421.03	429.40	436.72	442.91	448.47	453.72
Interest Income	1031.30	1052.24	1064.66	1072.13	1081.71	1090.73	1102.02	1118.42	1138.81
Transfer Payments	1066.10	1074.62	1086.39	1112.35	1124.41	1136.73	1148.44	1172.81	1184.98
Unemployment Benefits	19.40	19.56	19.63	19.37	19.32	19.38	19.41	19.45	19.54
Other	1046.70	1055.06	1066.76	1092.98	1105.09	1117.35	1129.03	1153.36	1165.44
Less: Personal Contributions for Social Insurance	358.80	363.55	368.20	375.54	380.54	385.47	390.48	397.72	402.79
Less: PERSONAL TAXES	1277.20	1301.97	1323.99	1333.83	1350.44	1372.35	1384.66	1390.56	1404.10
Equals: DISP PERS INCOME	6964.90	7055.80	7150.54	7289.54	7399.12	7501.04	7614.29	7754.56	7875.05
Less: PERSONAL OUTLAYS	6944.30	7060.32	7154.73	7256.72	7350.65	7446.46	7549.54	7662.24	7776.60
Equals: PERSONAL SAVING	20.60	-4.52	-4.19	32.82	48.47	54.58	64.75	92.33	98.45
ADDENDA									
Disposable Personal Income (Bill Chained 1996 $)	6502.00	6545.65	6592.71	6682.55	6746.70	6804.54	6868.68	6948.10	7006.19
Personal Saving Rate (%)	0.30	-0.06	-0.06	0.45	0.66	0.73	0.85	1.19	1.25

Table 3

Personal Income and its Disposition

(Billions of Current Dollars, SAAR)

	Forecast		Calendar Years				Percent Changes		
	2002:3	2002:4	1999	2000	2001	2002	1999-2000	2000-2001	2001-2002
PERSONAL INCOME	9406.91	9534.35	7789.65	8295.05	8811.32	9341.38	6.49	6.22	6.02
Wage + Salary Disburse	5454.25	5537.08	4470.00	4771.51	5087.20	5414.46	6.75	6.62	6.43
Private	4612.10	4686.04	3745.60	4010.26	4289.99	4576.66	7.07	6.98	6.68
Government	842.15	851.04	724.40	761.26	797.21	837.80	5.09	4.72	5.09
Other Labor Income	582.78	589.84	501.00	524.03	551.48	579.30	4.60	5.24	5.05
Proprietors' Income	822.77	835.91	663.45	714.72	766.62	817.02	7.73	7.26	6.57
Farm	26.67	26.83	25.30	22.50	25.05	26.54	-11.06	11.31	5.96
Nonfarm	796.10	809.07	638.15	692.22	741.57	790.48	8.47	7.13	6.60
Rental Income	145.66	147.10	143.35	139.60	139.38	144.96	-2.62	-0.16	4.00
Dividend Income	458.13	461.89	370.33	397.79	432.52	455.55	7.42	8.73	5.33
Interest Income	1153.86	1166.52	963.70	1039.95	1086.65	1144.40	7.91	4.49	5.31
Transfer Payments	1197.31	1209.03	1016.25	1068.50	1130.48	1191.04	5.14	5.80	5.36
Unemployment Benefits	19.68	19.79	20.35	19.67	19.37	19.62	-3.32	-1.55	1.29
Other	1177.63	1189.24	995.90	1048.83	1111.11	1171.42	5.31	5.94	5.43
Less: Personal Contributions for Social Insurance	407.85	413.01	338.48	360.99	383.01	405.34	6.65	6.10	5.83
Less: PERSONAL TAXES	1425.88	1447.49	1151.98	1285.62	1360.32	1417.01	11.60	5.81	4.17
Equals: DISP PERS INCOME	7981.04	8086.87	6637.68	7009.43	7451.00	7924.38	5.60	6.30	6.35
Less: PERSONAL OUTLAYS	7892.33	8011.31	6490.13	7003.71	7400.84	7835.62	7.91	5.67	5.87
Equals: PERSONAL SAVING	88.71	75.56	147.55	5.72	50.16	88.76	-96.12	776.46	76.97
ADDENDA									
Disposable Personal Income (Bill Chained 1996 $)	7047.69	7086.20	6331.05	6520.86	6775.62	7022.05	3.00	3.91	3.64
Personal Saving Rate (%)	1.11	0.93	2.22	0.08	0.67	1.12	NA	NA	NA

Table 4

Relation of GDP, GNP, NNP and Personal Income

(Billions of Current Dollars, SAAR)

	Actual	Forecast							
	2000:2	2000:3	2000:4	2001:1	2001:2	2001:3	2001:4	2002:1	2002:2
Gross Domestic Product	9945.70	10084.77	10220.54	10390.10	10535.86	10684.86	10837.94	11001.16	11162.39
Plus: Income Receipts from the Rest of the World	375.40	389.59	404.32	416.86	429.80	439.16	448.72	456.37	464.16
Less: Income Payments to the Rest of the World	383.70	398.20	413.26	425.13	437.35	445.85	454.51	463.34	472.34
Equals: Gross National Prod	9937.40	10076.16	10211.60	10381.83	10528.31	10678.17	10832.15	10994.19	11154.21
Less: Consump of Fixed Cap	1244.30	1269.81	1295.16	1321.11	1347.27	1373.66	1400.52	1427.85	1455.53
Private	1029.80	1051.05	1072.50	1094.44	1116.53	1138.77	1161.37	1184.26	1207.33
Government	214.60	218.77	222.66	226.66	230.74	234.89	239.15	243.59	248.19
Equals: Net National Prod	8693.10	8806.35	8916.44	9060.72	9181.03	9304.51	9431.63	9566.34	9698.68
Less:									
Indirect Business Taxes	764.60	773.78	781.42	789.92	797.48	805.05	813.04	822.69	831.39
Business Transfers	42.00	42.52	43.06	43.59	44.13	44.69	45.25	45.81	46.40
Statistical Discrepancy	-72.50	-74.50	-76.50	-78.50	-80.50	-82.50	-84.50	-86.50	-88.50
Plus: Subsidies less Current Surplus of Govt Enterprises	24.20	34.60	28.60	28.60	28.60	28.60	31.60	31.60	31.60
Equals: National Income	7983.20	8099.15	8197.06	8334.31	8448.53	8565.87	8689.44	8815.94	8940.99
Less:									
Corporate Profits with IVA and Cap Consump Adjust	963.60	970.38	961.94	969.86	966.78	968.90	973.54	968.67	967.67
Net Interest	565.90	588.11	603.32	613.69	625.52	636.41	649.66	667.72	688.15
Social Ins Contributions	701.70	710.55	719.20	732.90	742.20	751.35	760.66	774.14	783.53
Wage Accrual less Disb	0.00	0.00	0.00	0.00	0.00	0.00	0.00	0.00	0.00
Plus:									
Pers Interest Income	1031.30	1052.24	1064.66	1072.13	1081.71	1090.73	1102.02	1118.42	1138.81
Pers Dividend Income	392.60	400.79	410.89	421.03	429.40	436.72	442.91	448.47	453.72
Govt Transfers to Pers	1035.50	1043.72	1055.18	1080.84	1092.59	1104.59	1115.99	1140.04	1151.88
Business Trans to Pers	30.60	30.90	31.21	31.51	31.82	32.14	32.45	32.77	33.10
Equals: Personal Income	8242.10	8357.76	8474.54	8623.37	8749.56	8873.38	8998.95	9145.12	9279.15

Table 4

Relation of GDP, GNP, NNP and Personal Income

(Billions of Current Dollars, SAAR)

	Forecast		Calendar Years				Percent Changes		
	2002:3	2002:4	1999	2000	2001	2002	1999-2000	2000-2001	2001-2002
Gross Domestic Product	11323.64	11493.37	9299.15	10000.93	10612.19	11245.14	7.55	6.11	5.96
Plus: Income Receipts from the Rest of the World	472.08	480.13	305.85	380.05	433.64	468.19	24.26	14.10	7.97
Less: Income Payments to the Rest of the World	481.51	490.87	316.85	388.44	440.71	477.02	22.59	13.46	8.24
Equals: Gross National Prod	11314.21	11482.63	9288.15	9992.54	10605.11	11236.31	7.58	6.13	5.95
Less: Consump of Fixed Cap	1483.34	1511.42	1161.00	1256.17	1360.64	1469.54	8.20	8.32	8.00
Private	1230.39	1253.60	961.40	1039.74	1127.78	1218.90	8.15	8.47	8.08
Government	252.95	257.82	199.60	216.46	232.86	250.64	8.44	7.58	7.63
Equals: Net National Prod	9830.87	9971.21	8127.15	8736.37	9244.48	9766.78	7.50	5.82	5.65
Less:									
Indirect Business Taxes	840.05	849.07	718.05	768.92	801.37	835.80	7.09	4.22	4.30
Business Transfers	46.98	47.57	39.68	42.25	44.42	46.69	6.48	5.14	5.12
Statistical Discrepancy	-90.50	-92.50	-71.93	-75.30	-81.50	-89.50	NA	NA	NA
Plus: Subsidies less Current Surplus of Govt Enterprises	31.60	32.60	28.38	27.73	29.35	31.85	NA	NA	NA
Equals: National Income	9065.94	9199.67	7469.73	8028.23	8509.54	9005.64	7.48	6.00	5.83
Less:									
Corporate Profits with IVA and Cap Consump Adjust	971.59	981.55	856.00	958.06	969.77	972.37	11.92	1.22	0.27
Net Interest	703.85	718.76	507.15	575.68	631.32	694.62	13.51	9.66	10.03
Social Ins Contributions	792.89	802.45	662.05	705.66	746.78	788.25	6.59	5.83	5.55
Wage Accrual less Disb	0.00	0.00	5.20	0.00	0.00	0.00	NA	NA	NA
Plus:									
Pers Interest Income	1153.86	1166.52	963.70	1039.95	1086.65	1144.40	7.91	4.49	5.31
Pers Dividend Income	458.13	461.89	370.33	397.79	432.52	455.55	7.42	8.73	5.33
Govt Transfers to Pers	1163.89	1175.28	986.50	1037.73	1098.50	1157.78	5.19	5.86	5.40
Business Trans to Pers	33.42	33.75	29.75	30.78	31.98	33.26	3.45	3.91	4.00
Equals: Personal Income	9406.91	9534.35	7789.65	8295.05	8811.32	9341.38	6.49	6.22	6.02

Table 5

Foreign Transactions in the NIPAs

(Billions of Current Dollars, SAAR)

	Actual	Forecast							
	2000:2	2000:3	2000:4	2001:1	2001:2	2001:3	2001:4	2002:1	2002:2
RECEIPTS TO U.S.	1468.30	1510.19	1554.53	1597.03	1640.11	1678.67	1718.99	1760.80	1805.01
Exports	1092.90	1120.60	1150.21	1180.17	1210.31	1239.51	1270.27	1304.43	1340.85
Goods	783.60	808.11	830.89	850.92	868.24	885.42	904.33	926.15	950.04
Services	309.20	312.48	319.32	329.25	342.07	354.09	365.94	378.28	390.81
Income Receipts	375.40	389.59	404.32	416.86	429.80	439.16	448.72	456.37	464.16
PAYMENTS FROM U.S.	1468.30	1510.19	1554.53	1597.03	1640.11	1678.67	1718.99	1760.80	1805.01
Imports	1448.30	1497.12	1543.99	1596.43	1639.42	1674.60	1710.74	1753.60	1796.45
Goods	1233.90	1276.61	1317.28	1362.42	1398.56	1427.18	1456.72	1492.78	1528.81
Services	214.40	220.51	226.71	234.01	240.86	247.42	254.02	260.82	267.64
Income Payments	383.70	398.20	413.26	425.13	437.35	445.85	454.51	463.34	472.34
Transfer Payments (net)	48.80	44.60	51.53	52.48	53.44	54.43	55.45	56.48	57.54
From Persons	28.30	28.98	29.68	30.40	31.13	31.88	32.65	33.44	34.24
From Government	9.10	4.00	10.00	10.00	10.00	10.00	10.00	10.00	10.00
From Business	11.40	11.62	11.85	12.08	12.31	12.55	12.80	13.04	13.30
Net Foreign Investment	-412.50	-429.73	-454.25	-477.01	-490.10	-496.21	-501.70	-512.62	-521.32

Table 5

Foreign Transactions in the NIPAs

(Billions of Current Dollars, SAAR)

	Forecast		Calendar Years				Percent Changes		
	2002:3	2002:4	1999	2000	2001	2002	1999-2000	2000-2001	2001-2002
RECEIPTS TO U.S.	1851.25	1899.63	1296.05	1483.96	1658.70	1829.17	14.50	11.78	10.28
Exports	1379.17	1419.50	990.20	1103.90	1225.07	1360.99	11.48	10.98	11.10
Goods	975.43	1002.48	699.23	792.53	877.23	963.53	13.34	10.69	9.84
Services	403.74	417.03	291.00	311.35	347.84	397.46	6.99	11.72	14.27
Income Receipts	472.08	480.13	305.85	380.05	433.64	468.19	24.26	14.10	7.97
PAYMENTS FROM U.S.	1851.25	1899.63	1296.03	1483.96	1658.70	1829.17	14.50	11.78	10.28
Imports	1839.32	1883.20	1244.23	1469.13	1655.30	1818.14	18.08	12.67	9.84
Goods	1564.78	1601.57	1048.58	1250.95	1411.22	1546.98	19.30	12.81	9.62
Services	274.54	281.63	195.63	218.16	244.08	271.16	11.52	11.88	11.10
Income Payments	481.51	490.87	316.85	388.44	440.71	477.02	22.59	13.46	8.24
Transfer Payments (net)	58.63	60.73	48.13	48.18	53.95	58.35	0.12	11.97	8.15
From Persons	35.07	35.91	26.63	28.87	31.52	34.67	8.41	9.18	10.00
From Government	10.00	11.00	11.58	7.85	10.00	10.25	-32.18	27.39	2.50
From Business	13.56	13.82	9.93	11.47	12.44	13.43	15.54	8.44	8.00
Net Foreign Investment	-528.21	-535.17	-313.18	-421.79	-491.26	-524.33	NA	NA	NA

Table 6

Supplementary Data

(SAAR Where Applicable)

	Actual	Forecast							
	2000:2	2000:3	2000:4	2001:1	2001:2	2001:3	2001:4	2002:1	2002:2
GDP Deflator ('96=100)	106.73	107.35	107.95	108.58	109.16	109.76	110.37	111.11	111.82
PCE Deflator ('96=100)	107.12	107.79	108.46	109.08	109.67	110.24	110.86	111.61	112.40
CPI-U (nsa, 1982-84=100)	171.70	173.02	174.31	175.52	177.02	178.10	179.15	180.46	182.23
PPI ('82=100)	137.50	137.97	138.57	139.09	139.54	139.98	140.75	141.85	143.07
Value of US $(3/73=100)	97.45	99.18	99.00	98.32	97.59	96.92	96.20	95.35	94.46
Housing Starts (Thous)	1605.00	1540.56	1528.87	1539.24	1554.71	1544.17	1534.69	1524.13	1509.64
PRIVATE NONFARM SECTOR									
Price Deflator ('96=100)	106.44	107.09	107.77	108.42	109.09	109.77	110.52	111.35	112.26
Output/Hour ('92=100)	118.00	118.72	119.36	120.20	120.89	121.66	122.42	123.15	123.91
Compensation/Hour ('92=100)	129.40	131.02	132.73	134.51	136.27	138.06	139.86	141.72	143.54
Unit Labor Cost ('92=100)	109.70	110.37	111.20	111.90	112.73	113.48	114.24	115.08	115.85
MANUFACTURING SECTOR									
Industrial Prod ('92=100)	150.22	151.33	152.32	154.14	155.60	156.95	158.25	159.49	160.70
Capacity Utilization Rate (%)	81.50	81.22	80.96	81.15	81.17	81.14	81.11	81.05	80.98
UNEMPLOYMENT RATES									
Aggregate (%)	4.00	4.02	4.02	3.97	3.96	3.96	3.96	3.96	3.97
Male 20 and over (%)	3.27	3.23	3.25	3.21	3.21	3.23	3.24	3.26	3.29
MONETARY SECTOR									
Federal Funds Rate (%)	6.27	6.50	6.50	6.50	6.50	6.50	6.50	6.87	7.25
3-Mo Treasury Bill Rate (%)	5.71	6.02	6.00	6.00	5.99	5.99	5.98	6.35	6.71
3-Mo CD Rate (%)	6.57	6.63	6.67	6.68	6.67	6.66	6.66	7.13	7.57
5-Year Govt Rate (%)	6.42	6.06	5.94	5.92	6.02	6.11	6.16	6.39	6.62
10-Year Govt Rate (%)	6.18	5.89	5.94	5.95	6.06	6.16	6.22	6.42	6.63
30-Year Govt Rate (%)	5.98	5.80	6.03	6.11	6.22	6.31	6.38	6.54	6.72
Corp Aaa Rate (%)	7.77	7.61	7.63	7.62	7.67	7.72	7.75	7.88	8.04
Conv Mortgage Rate (%)	8.32	8.03	8.06	8.06	8.18	8.30	8.34	8.47	8.69
M1 (Billions of $)	1103.40	1102.35	1105.81	1110.27	1113.16	1119.89	1126.48	1128.88	1127.69
M2 (Billions of $)	4783.80	4858.15	4926.33	4995.28	5056.19	5129.21	5201.23	5258.36	5306.21
Par Value of Privately Held Government Debt (Bill $)	2987.40	2923.77	2883.73	2831.28	2639.93	2575.95	2530.07	2475.08	2301.16
VEHICLE SECTOR									
Light Vehicle Sales (Mill)	17.24	17.36	17.01	17.15	16.96	17.02	17.04	16.98	16.82
Car Sales (Mill)	8.94	8.81	8.71	8.77	8.67	8.69	8.69	8.65	8.56
Domestic (Mill)	6.93	6.80	6.69	6.74	6.66	6.69	6.71	6.69	6.63
Imports (Mill)	2.02	2.01	2.01	2.04	2.01	2.00	1.98	1.96	1.93
Import Share (%)	22.57	22.83	23.14	23.22	23.18	23.01	22.81	22.66	22.55
Truck Sales (Mill)	8.92	9.12	8.87	8.96	8.88	8.92	8.94	8.92	8.85
Light Truck (Mill)	8.30	8.55	8.30	8.38	8.29	8.33	8.35	8.33	8.26
Import Share (%)	10.40	9.63	10.03	10.28	10.86	11.12	11.35	11.53	11.67

Table 6

Supplementary Data

(SAAR Where Applicable)

	Forecast		Calendar Years				Percent Changes		
	2002:3	2002:4	1999	2000	2001	2002	1999-2000	2000-2001	2001-2002
GDP Deflator ('96=100)	112.57	113.35	104.77	107.03	109.47	112.21	2.16	2.27	2.51
PCE Deflator ('96=100)	113.24	114.12	104.84	107.49	109.96	112.84	2.53	2.30	2.62
CPI-U (nsa, 1982-84=100)	183.75	185.22	166.58	172.23	177.45	182.91	3.40	3.03	3.08
PPI ('82=100)	144.42	145.75	133.01	137.59	139.84	143.77	3.44	1.64	2.81
Value of US $(3/73=100)	93.49	92.47	94.01	97.58	97.26	93.94	3.80	-0.33	-3.41
Housing Starts (Thous)	1502.39	1513.08	1675.75	1601.61	1543.20	1512.31	-4.42	-3.65	-2.00
PRIVATE NONFARM SECTOR									
Price Deflator ('96=100)	113.22	114.21	104.67	106.80	109.45	112.76	2.04	2.48	3.02
Output/Hour ('92=100)	124.63	125.39	113.38	118.10	121.29	124.27	4.16	2.71	2.45
Compensation/Hour ('92=100)	145.40	147.30	124.35	130.24	137.17	144.49	4.73	5.33	5.33
Unit Labor Cost ('92=100)	116.67	117.48	109.70	110.27	113.09	116.27	0.52	2.56	2.81
MANUFACTURING SECTOR									
Industrial Prod ('92=100)	161.76	162.89	141.87	150.32	156.24	161.21	5.96	3.93	3.18
Capacity Utilization Rate (%)	80.86	80.76	79.80	81.12	81.14	80.91	NA	NA	NA
UNEMPLOYMENT RATES									
Aggregate (%)	3.98	4.00	4.22	4.03	3.96	3.98	NA	NA	NA
Male 20 and over (%)	3.32	3.35	3.46	3.27	3.22	3.30	NA	NA	NA
MONETARY SECTOR									
Federal Funds Rate (%)	7.25	7.25	4.97	6.24	6.50	7.16	NA	NA	NA
3-Mo Treasury Bill Rate (%)	6.69	6.68	4.64	5.81	5.99	6.61	NA	NA	NA
3-Mo CD Rate (%)	7.50	7.47	5.33	6.47	6.67	7.42	NA	NA	NA
5-Year Govt Rate (%)	6.70	6.76	5.54	6.25	6.05	6.62	NA	NA	NA
10-Year Govt Rate (%)	6.72	6.80	5.64	6.12	6.10	6.64	NA	NA	NA
30-Year Govt Rate (%)	6.82	6.90	5.87	6.03	6.25	6.75	NA	NA	NA
Corp Aaa Rate (%)	8.11	8.17	7.04	7.68	7.69	8.05	NA	NA	NA
Conv Mortgage Rate (%)	8.85	8.93	7.43	8.17	8.22	8.74	NA	NA	NA
M1 (Billions of $)	1131.96	1137.26	1105.13	1105.49	1117.45	1131.44	0.03	1.08	1.25
M2 (Billions of $)	5374.89	5446.55	4559.43	4824.37	5095.47	5346.50	5.81	5.62	4.93
Par Value of Privately Held Government Debt (Bill $)	2229.63	2172.74	3234.00	2994.43	2644.31	2294.65	-7.41	-11.69	-13.22
VEHICLE SECTOR									
Light Vehicle Sales (Mill)	16.50	16.35	16.76	17.45	17.04	16.66	4.10	-2.33	-2.25
Car Sales (Mill)	8.39	8.30	8.70	8.96	8.70	8.48	3.00	-2.82	-2.63
Domestic (Mill)	6.51	6.44	6.98	6.94	6.70	6.57	-0.63	-3.45	-1.96
Imports (Mill)	1.89	1.86	1.72	2.02	2.01	1.91	17.76	-0.63	-4.84
Import Share (%)	22.48	22.41	19.71	22.56	23.05	22.53	NA	NA	NA
Truck Sales (Mill)	8.70	8.62	8.71	9.09	8.92	8.77	4.41	-1.87	-1.74
Light Truck (Mill)	8.11	8.04	8.07	8.49	8.34	8.18	5.29	-1.81	-1.85
Import Share (%)	11.79	11.88	9.47	9.90	10.90	11.72	NA	NA	NA

Table 7

Federal Government Receipts and Expenditures

(Billions of Current Dollars, SAAR)

	Actual	Forecast							
	2000:2	2000:3	2000:4	2001:1	2001:2	2001:3	2001:4	2002:1	2002:2
RECEIPTS	2054.80	2087.78	2109.86	2129.21	2149.24	2176.63	2195.27	2208.74	2226.11
Personal Tax	1003.60	1023.51	1040.95	1045.46	1057.17	1074.28	1081.71	1082.33	1090.67
Corporate Profits Tax	250.50	253.79	249.00	249.07	247.27	247.62	248.73	246.32	245.06
Indirect Business Tax	108.90	109.83	110.61	111.67	112.50	113.28	114.08	115.85	116.74
Social Ins Contribution	691.80	700.65	709.30	723.00	732.30	741.45	750.76	764.24	773.63
CURRENT EXPENDITURES	1813.80	1818.68	1826.35	1855.86	1865.40	1875.62	1887.56	1916.27	1927.44
Consumption Expenditures	499.00	494.60	496.60	506.40	509.50	512.70	515.90	526.00	529.20
Defense	325.70	325.70	327.70	333.80	335.90	338.00	340.10	346.40	348.50
Nondefense	173.30	168.90	168.90	172.60	173.60	174.70	175.80	179.60	180.70
NonCCC	172.30	168.90	168.90	172.60	173.60	174.70	175.80	179.60	180.70
Transfers	779.00	778.22	791.73	813.38	821.05	828.92	836.82	857.32	865.57
To Persons	769.90	774.22	781.73	803.38	811.05	818.92	826.82	847.32	855.57
To Rest of World	9.10	4.00	10.00	10.00	10.00	10.00	10.00	10.00	10.00
Grants-in-Aid	240.90	246.15	251.51	256.98	262.58	268.30	272.88	277.53	282.27
Net Interest Paid	260.30	254.71	247.51	240.11	233.27	226.71	219.96	213.42	208.40
Sub Less Current Surplus of Government Enterprises	34.60	45.00	39.00	39.00	39.00	39.00	42.00	42.00	42.00
Less: Wage Accruals less Disbursements	0.00	0.00	0.00	0.00	0.00	0.00	0.00	0.00	0.00
CURRENT SURPLUS (NIPA)	240.90	269.10	283.51	273.35	283.84	301.01	307.71	292.47	298.66
ADDENDA									
Receipts	2054.80	2087.78	2109.86	2129.21	2149.24	2176.63	2195.27	2208.74	2226.11
Outlays	1820.40	1821.26	1832.50	1862.29	1872.14	1882.67	1894.91	1923.89	1935.31
Current Expenditures	1813.80	1818.68	1826.35	1855.86	1865.40	1875.62	1887.56	1916.27	1927.44
Gross Investment	105.50	102.89	107.59	109.02	110.49	111.96	113.47	114.99	116.53
Less: Consump of Fixed Capital	98.90	100.32	101.44	102.59	103.75	104.92	106.11	107.37	108.67
Receipts Minus Outlays	234.30	266.53	277.37	266.92	277.10	293.97	300.36	284.84	290.80

Table 7

Federal Government Receipts and Expenditures

(Billions of Current Dollars, SAAR)

	Forecast		Fiscal Years				Percent Changes		
	2002:3	2002:4	1999	2000	2001	2002	1999-2000	2000-2001	2001-2002
RECEIPTS	2253.38	2282.63	1837.23	2023.90	2141.24	2220.87	10.16	5.80	3.72
Personal Tax	1107.50	1124.15	883.93	985.83	1054.47	1090.55	11.53	6.96	3.42
Corporate Profits Tax	245.28	247.35	212.53	245.57	248.24	246.35	15.55	1.09	-0.76
Indirect Business Tax	117.61	118.58	98.88	107.36	112.02	116.07	8.58	4.34	3.62
Social Ins Contribution	782.99	792.55	641.90	685.14	726.51	767.90	6.74	6.04	5.70
CURRENT EXPENDITURES	1938.18	1949.47	1734.48	1801.52	1855.81	1917.36	3.87	3.01	3.32
Consumption Expenditures	532.50	535.90	464.18	489.83	506.30	525.90	5.53	3.36	3.87
Defense	350.70	352.90	306.05	321.83	333.85	346.43	5.15	3.74	3.77
Nondefense	181.80	183.00	158.13	168.00	172.45	179.48	6.25	2.65	4.07
NonCCC	181.80	183.00	157.15	166.98	172.45	179.48	6.25	3.28	4.07
Transfers	873.94	883.37	741.50	769.53	813.77	858.41	3.78	5.75	5.49
To Persons	863.94	872.37	729.90	759.46	803.77	848.41	4.05	5.83	5.55
To Rest of World	10.00	11.00	11.63	10.08	10.00	10.00	-13.33	-0.74	0.00
Grants-in-Aid	287.08	291.98	223.63	240.21	259.84	279.94	7.42	8.17	7.73
Net Interest Paid	202.66	195.22	268.10	260.45	236.90	211.11	-2.85	-9.04	-10.89
Sub Less Current Surplus of Government Enterprises	42.00	43.00	37.08	41.50	39.00	42.00	NA	NA	NA
Less: Wage Accruals less Disbursements	0.00	0.00	0.00	0.00	0.00	0.00	NA	NA	NA
CURRENT SURPLUS (NIPA)	315.20	333.15	102.73	222.27	285.43	303.51	NA	NA	NA
ADDENDA									
Receipts	2253.38	2282.63	1837.23	2023.90	2141.24	2220.87	10.16	5.80	3.72
Outlays	1946.26	1957.75	1736.58	1807.26	1862.40	1925.09	4.07	3.05	3.37
Current Expenditures	1938.18	1949.47	1734.48	1801.52	1855.81	1917.36	3.87	3.01	3.32
Gross Investment	118.09	119.67	93.55	103.60	109.77	115.77	10.74	5.95	5.47
Less: Consump of Fixed Capital	110.01	111.39	91.45	97.85	103.18	108.04	7.00	5.44	4.71
Receipts Minus Outlays	307.12	324.88	100.63	216.53	278.84	295.78	NA	NA	NA

Table 8

State and Local Government Receipts and Expenditures

(Billions of Current Dollars, SAAR)

	Actual	Forecast							
	2000:2	2000:3	2000:4	2001:1	2001:2	2001:3	2001:4	2002:1	2002:2
RECEIPTS	1221.60	1239.64	1254.67	1272.53	1289.13	1306.42	1323.25	1340.51	1358.07
Personal Tax	273.60	278.46	283.04	288.37	293.27	298.06	302.95	308.23	313.43
Corporate Profits Tax	41.50	41.18	39.41	39.03	38.41	38.38	38.55	38.01	37.81
Indirect Business Tax	655.70	663.95	670.81	678.25	684.97	691.77	698.96	706.84	714.65
Social Ins Contribution	9.90	9.90	9.90	9.90	9.90	9.90	9.90	9.90	9.90
Grants-in-Aid	240.90	246.15	251.51	256.98	262.58	268.30	272.88	277.53	282.27
CURRENT EXPENDITURES	1161.50	1180.95	1200.71	1220.80	1241.23	1261.99	1281.23	1300.67	1320.50
Consumption Expenditures	911.30	926.85	942.66	958.74	975.09	991.72	1007.46	1023.45	1039.69
Transfers	265.60	269.50	273.45	277.46	281.54	285.67	289.17	292.72	296.31
Net Interest Paid	-4.60	-4.60	-4.60	-4.60	-4.60	-4.60	-4.60	-4.60	-4.60
Less: Dividends rec'd by Government	0.40	0.40	0.40	0.40	0.40	0.40	0.40	0.50	0.50
Sub less Current Surplus of Government Enterprises	-10.40	-10.40	-10.40	-10.40	-10.40	-10.40	-10.40	-10.40	-10.40
Less: Wage Accruals less Disbursements	0.00	0.00	0.00	0.00	0.00	0.00	0.00	0.00	0.00
CURRENT SURPLUS (NIPA)	60.10	58.69	53.96	51.73	47.90	44.43	42.02	39.84	37.57

Table 8

State and Local Government Receipts and Expenditures

(Billions of Current Dollars, SAAR)

	Forecast		Fiscal Years				Percent Changes		
	2002:3	2002:4	1999	2000	2001	2002	1999-2000	2000-2001	2001-2002
RECEIPTS	1375.77	1394.21	1122.83	1211.19	1280.69	1349.40	7.87	5.74	5.37
Personal Tax	318.38	323.34	245.60	268.16	290.69	310.75	9.19	8.40	6.90
Corporate Profits Tax	37.97	38.50	35.50	40.45	38.81	38.09	13.93	-4.05	-1.86
Indirect Business Tax	722.43	730.49	608.48	652.61	681.45	710.72	7.25	4.42	4.30
Social Ins Contribution	9.90	9.90	9.63	9.75	9.90	9.90	1.30	1.54	0.00
Grants-in-Aid	287.08	291.98	223.63	240.21	259.84	279.94	7.42	8.17	7.73
CURRENT EXPENDITURES	1340.64	1359.10	1075.05	1151.84	1231.18	1310.76	7.14	6.89	6.46
Consumption Expenditures	1056.19	1071.69	841.45	903.26	967.05	1031.70	7.35	7.06	6.68
Transfers	299.95	302.91	247.23	263.80	279.53	294.54	6.70	5.96	5.37
Net Interest Paid	-4.60	-4.60	-2.28	-4.25	-4.60	-4.60	86.81	8.24	0.00
Less: Dividends rec'd by Government	0.50	0.50	0.40	0.40	0.40	0.48	0.00	0.00	18.75
Sub less Current Surplus of Government Enterprises	-10.40	-10.40	-10.95	-10.58	-10.40	-10.40	NA	NA	NA
Less: Wage Accruals less Disbursements	0.00	0.00	0.00	0.00	0.00	0.00	NA	NA	NA
CURRENT SURPLUS (NIPA)	35.13	35.11	47.75	59.35	49.50	38.64	NA	NA	NA

	A.AUTOSB	A.AUTOSD	A.CDFRN9	A.CDHE96	A.CDO96	A.CDVA96	A.CDVO96	A.CDVT96	A.CNCS96	A.CNFC96
2000:3	-0.100	-0.120	2.000	0.500	4.000	-0.250	-1.000	6.000	6.000	1.000
2000:4	-0.100	-0.120	1.500	1.000	3.000	-0.250	0.000	1.000	3.000	0.350
2001:1	-0.100	-0.120	1.000	1.000	3.000	-0.250	0.000	1.000	1.000	0.350
2001:2	-0.100	-0.120	0.500	1.000	3.000	-0.250	0.000	1.000	1.000	0.350
2001:3	-0.100	-0.120	0.000	1.000	3.000	-0.250	0.000	1.000	1.000	0.350
2001:4	-0.100	-0.120	0.000	1.000	3.000	-0.250	0.000	1.000	1.000	0.350
2002:1	-0.100	-0.120	0.000	1.000	3.000	-0.250	0.000	1.000	1.000	0.350
2002:2	-0.100	-0.120	0.000	1.000	3.000	-0.250	0.000	1.000	1.000	0.350
2002:3	-0.100	-0.120	0.000	1.000	3.000	-0.250	0.000	1.000	1.000	0.350
2002:4	-0.100	-0.120	0.000	1.000	3.000	-0.250	0.000	1.000	1.000	0.350

	A.CNFD96	A.CNGO96	A.CNO96	A.CS96	A.CURR	A.GDEBTP	A.GINTF	A.HOUSEX	A.HSMULT	A.HSSING
2000:3	4.500	1.000	11.000	11.000	3.000	15.000	-3.000	74.000	-10.000	-5.000
2000:4	3.500	0.000	9.000	10.000	3.000	15.000	-3.000	-50.000	-5.000	0.000
2001:1	2.500	0.000	7.000	9.000	3.000	15.000	-3.000	-50.000	2.000	10.000
2001:2	2.500	0.000	7.000	8.000	3.000	-85.000	-3.000	-50.000	2.000	10.000
2001:3	2.500	0.000	7.000	8.000	3.000	15.000	-3.000	-50.000	2.000	10.000
2001:4	2.500	0.000	7.000	8.000	3.000	15.000	-3.000	-50.000	2.000	10.000
2002:1	2.500	0.000	7.000	8.000	3.000	15.000	-3.000	-50.000	2.000	10.000
2002:2	2.500	0.000	7.000	8.000	3.000	-65.000	-3.000	-50.000	2.000	10.000
2002:3	2.500	0.000	7.000	8.000	3.000	10.000	-3.000	-50.000	2.000	10.000
2002:4	2.500	0.000	7.000	8.000	3.000	10.000	-3.000	-50.000	2.000	10.000

	A.IBFNC9	A.IINVA9	A.IINVT9	A.INCWM9	A.IPDIE9	A.IPDOE9	A.IRCM96	A.IRCOS9	A.IRCS96	A.JCAP
2000:3	-5.000	-1.000	-2.000	2.000	3.000	-7.000	-0.600	-2.500	-4.000	-0.400
2000:4	-3.000	-1.000	-2.000	2.000	2.000	-5.000	0.400	-2.500	-2.000	-0.240
2001:1	-2.000	-1.000	-2.000	2.000	1.000	-1.000	0.400	-2.500	-2.000	-0.240
2001:2	-2.000	-1.000	-2.000	2.000	1.000	0.000	0.400	-2.500	-2.000	-0.240
2001:3	-2.000	-1.000	-2.000	2.000	1.000	0.000	0.400	-2.500	-2.000	-0.240
2001:4	-2.000	-1.000	-2.000	2.000	1.000	0.000	0.400	-2.500	-2.000	-0.240
2002:1	-2.000	-1.000	-2.000	2.000	1.000	0.000	0.400	-2.500	-2.000	-0.240
2002:2	-2.000	-1.000	-2.000	2.000	1.000	0.000	0.400	-2.500	-2.000	-0.240
2002:3	-2.000	-1.000	-2.000	2.000	1.000	0.000	0.400	-2.500	-2.000	-0.240
2002:4	-2.000	-1.000	-2.000	2.000	1.000	0.000	0.400	-2.500	-2.000	-0.240

	A.JCLH	A.JEXRM	A.JIP	A.JIPM	A.JQLH	A.JRAUTO	A.KCAG	A.KCAGF	A.KCAP	A.M2
2000:3	0.400	0.600	-0.200	-0.500	0.400	-0.800	1.000	1.000	2.000	2.000
2000:4	0.400	0.300	0.100	-0.200	0.200	-0.800	0.500	0.600	2.000	2.000
2001:1	0.400	0.000	0.100	0.200	0.000	-0.800	0.500	0.600	2.000	2.000
2001:2	0.400	0.000	0.100	0.200	0.000	-0.800	0.500	0.600	2.000	2.000
2001:3	0.400	0.000	0.100	0.200	0.000	-0.800	0.500	0.600	2.000	2.000
2001:4	0.400	0.000	0.100	0.200	0.000	-0.800	0.500	0.600	2.000	2.000
2002:1	0.400	0.000	0.100	0.200	0.000	-0.800	0.500	0.600	2.000	2.000
2002:2	0.400	0.000	0.100	0.200	0.000	-0.800	0.500	0.600	2.000	2.000
2002:3	0.400	0.000	0.100	0.200	0.000	-0.800	0.500	0.600	2.000	2.000
2002:4	0.400	0.000	0.100	0.200	0.000	-0.800	0.500	0.600	2.000	2.000

	A.MAUTO9	A.MGNOIL	A.MTRK96	A.PCDFRN	A.PCDHE	A.PCDO	A.PCNCS	A.PCNFC	A.PCNFD	A.PCNGO
2000:3	4.500	-2.000	-0.800	-0.800	-0.500	-0.500	-1.200	-2.000	0.500	-2.000
2000:4	4.500	-2.000	-0.800	-0.500	-0.350	-0.200	-0.400	0.000	0.100	0.000
2001:1	4.500	-2.000	-0.800	-0.300	-0.350	-0.200	-0.400	0.000	0.100	0.000
2001:2	4.500	-2.000	-0.800	-0.300	-0.350	-0.200	-0.400	0.000	0.100	0.000
2001:3	4.500	-2.000	-0.800	-0.300	-0.350	-0.200	-0.400	0.000	0.100	0.000
2001:4	4.500	-2.000	-0.800	-0.300	-0.350	-0.200	-0.400	0.000	0.100	0.000
2002:1	4.500	-2.000	-0.800	-0.300	-0.350	-0.200	-0.400	0.000	0.100	0.000
2002:2	4.500	-2.000	-0.800	-0.300	-0.350	-0.200	-0.400	0.000	0.100	0.000
2002:3	4.500	-2.000	-0.800	-0.300	-0.350	-0.200	-0.400	0.000	0.100	0.000
2002:4	4.500	-2.000	-0.800	-0.300	-0.350	-0.200	-0.400	0.000	0.100	0.000

	A.PCNO	A.PCPI	A.PCPICO	A.PCPISA	A.PCROW4	A.PCRUDE	A.PCS	A.PCSEG	A.PGFD	A.PGI
2000:3	-0.500	-0.180	-0.150	0.250	0.200	2.000	-0.100	1.500	0.230	0.300
2000:4	0.000	-0.030	-0.100	0.350	0.200	1.000	-0.100	-0.500	0.000	0.300
2001:1	0.000	0.030	-0.100	0.350	0.200	0.000	-0.100	-0.500	0.000	0.300
2001:2	0.000	0.060	-0.100	0.350	0.200	0.000	-0.100	-0.500	0.000	0.300
2001:3	0.000	-0.180	-0.100	0.350	0.200	0.000	-0.100	-0.500	0.000	0.300
2001:4	0.000	-0.030	-0.100	0.350	0.200	0.000	-0.100	-0.500	0.000	0.300
2002:1	0.200	0.030	-0.100	0.350	0.200	0.000	-0.100	-0.500	0.000	0.300
2002:2	-0.120	0.060	-0.100	0.350	0.200	0.000	-0.100	-0.500	0.000	0.300
2002:3	0.000	-0.180	-0.100	0.350	0.200	0.000	-0.100	-0.500	0.000	0.300
2002:4	0.000	-0.030	-0.100	0.350	0.200	0.000	-0.100	-0.500	0.000	0.300

	A.PGSL	A.PINC	A.PIPDOE	A.PIRCM	A.PIRCOS	A.PIRCPD	A.PIRCS	A.PMROW	A.POIL	A.PPI
2000:3	-0.100	0.200	0.300	0.700	0.100	0.300	0.500	1.000	0.000	-1.150
2000:4	-0.100	0.200	0.300	0.700	0.100	0.300	0.500	1.000	-1.000	0.000
2001:1	-0.100	0.200	0.300	0.700	0.100	0.300	0.500	1.000	-1.000	0.200
2001:2	-0.100	0.200	0.300	0.700	0.100	0.300	0.500	1.000	-1.000	0.200
2001:3	-0.100	0.200	0.300	0.700	0.100	0.300	0.500	1.000	-1.000	0.200
2001:4	-0.100	0.200	0.300	0.700	0.100	0.300	0.500	1.000	-1.000	0.200
2002:1	-0.100	0.200	0.300	0.700	0.100	0.300	0.500	1.000	-1.000	0.200
2002:2	-0.100	0.200	0.300	0.700	0.100	0.300	0.500	1.000	-1.000	0.200
2002:3	-0.100	0.200	0.300	0.700	0.100	0.300	0.500	1.000	-1.000	0.200
2002:4	-0.100	0.200	0.300	0.700	0.100	0.300	0.500	1.000	-1.000	0.200

	A.PPNF	A.PXG	A.RAAA	A.RCD	A.RG05	A.RG10	A.RG30	A.RMORT	A.RTB	A.RUG
2000:3	-0.100	0.150	-0.310	-0.210	-0.620	-0.560	-0.450	-0.270	0.050	0.090
2000:4	0.000	0.100	0.110	0.030	-0.070	0.050	0.200	-0.220	0.000	0.000
2001:1	0.050	0.050	0.080	0.000	0.000	0.000	0.050	-0.220	0.000	0.000
2001:2	0.050	0.050	0.050	0.000	0.000	0.000	0.000	-0.160	0.000	0.000
2001:3	0.050	0.050	0.050	0.000	0.000	0.000	0.000	-0.100	0.000	0.000
2001:4	0.050	0.050	0.050	0.000	0.000	0.000	0.000	-0.100	0.000	0.000
2002:1	0.050	0.050	0.050	0.000	0.000	0.000	0.000	-0.100	0.000	0.000
2002:2	0.050	0.050	0.050	0.000	0.000	0.000	0.000	-0.100	0.000	0.000
2002:3	0.050	0.050	0.050	0.000	0.000	0.000	0.000	-0.100	0.000	0.000
2002:4	0.050	0.050	0.050	0.000	0.000	0.000	0.000	-0.100	0.000	0.000

	A.RUM	A.TPF	A.TPSL	A.TRKH	A.TRKLD	A.TSIF	A.VEHL	A.XG96	A.XS96	A.YFP
2000:3	-0.070	0.000	0.500	-0.070	0.055	0.000	-0.380	3.000	-24.000	5.000
2000:4	0.000	0.000	0.500	-0.020	0.020	0.000	-0.250	0.000	-22.000	-2.000
2001:1	0.000	-6.000	0.500	0.010	-0.010	-6.000	-0.250	-4.000	-20.000	1.500
2001:2	0.000	-6.000	0.500	0.010	-0.040	0.000	-0.200	-8.000	-18.000	1.500
2001:3	0.000	0.000	0.500	0.010	-0.040	0.000	-0.150	-8.000	-18.000	1.500
2001:4	0.000	0.000	0.500	0.010	-0.040	0.000	-0.100	-8.000	-18.000	1.500
2002:1	0.000	0.000	0.500	0.010	-0.040	-6.000	-0.100	-8.000	-18.000	1.500
2002:2	0.000	0.000	0.500	0.010	-0.040	0.000	-0.200	-8.000	-18.000	1.500
2002:3	0.000	0.000	0.500	0.010	-0.040	0.000	-0.250	-8.000	-18.000	1.500
2002:4	0.000	0.000	0.500	0.010	-0.040	0.000	-0.200	-8.000	-18.000	1.500

	A.YNFP	A.YOL	A.YPDIV	A.YPINT	A.YPWS	A.YUNB	S.PXG	S.PXS	S.XG96	S.XS96
2000:3	0.000	0.000	-1.000	6.000	-2.000	0.200	1.000	1.000	1.000	1.000
2000:4	2.000	-0.500	0.000	3.000	-2.000	-0.200	1.000	1.000	1.000	1.000
2001:1	2.000	-0.500	0.000	0.000	-2.000	-0.200	1.000	1.000	1.000	1.000
2001:2	2.000	-0.500	0.000	0.000	-2.000	-0.200	1.000	1.000	1.000	1.000
2001:3	2.000	-0.500	0.000	0.000	-2.000	-0.200	1.000	1.000	1.000	1.000
2001:4	2.000	-0.500	0.000	0.000	-2.000	-0.200	1.000	1.000	1.000	1.000
2002:1	2.000	-0.500	0.000	0.000	-2.000	-0.200	1.000	1.000	1.000	1.000
2002:2	2.000	-0.500	0.000	0.000	-2.000	-0.200	1.000	1.000	1.000	1.000
2002:3	2.000	-0.500	0.000	0.000	-2.000	-0.200	1.000	1.000	1.000	1.000
2002:4	2.000	-0.500	0.000	0.000	-2.000	-0.200	1.000	1.000	1.000	1.000

	AUTOSG	AUTOSIZE	BTRF	BTRP	D7080	D7579	D763	D80Q2	D8192	D822844
2000:2	0.164	0.625	11.400	30.600	0.000	0.000	0.000	0.000	0.000	0.000
2000:3	0.182	0.625	11.620	30.900	0.000	0.000	0.000	0.000	0.000	0.000
2000:4	0.160	0.625	11.850	31.210	0.000	0.000	0.000	0.000	0.000	0.000
2001:1	0.160	0.625	12.080	31.510	0.000	0.000	0.000	0.000	0.000	0.000
2001:2	0.160	0.625	12.310	31.820	0.000	0.000	0.000	0.000	0.000	0.000
2001:3	0.160	0.625	12.550	32.140	0.000	0.000	0.000	0.000	0.000	0.000
2001:4	0.160	0.625	12.800	32.450	0.000	0.000	0.000	0.000	0.000	0.000
2002:1	0.160	0.625	13.040	32.770	0.000	0.000	0.000	0.000	0.000	0.000
2002:2	0.160	0.625	13.300	33.100	0.000	0.000	0.000	0.000	0.000	0.000
2002:3	0.160	0.625	13.560	33.420	0.000	0.000	0.000	0.000	0.000	0.000
2002:4	0.160	0.625	13.820	33.750	0.000	0.000	0.000	0.000	0.000	0.000

	D8488	D84Q1	D86Q4ON	D87ON	D881894	D88Q4	D90ON	D90Q3ON	D94Q1	DA86Q4ON
2000:2	0.000	0.000	1.000	1.000	0.000	0.000	1.000	1.000	0.000	0.650
2000:3	0.000	0.000	1.000	1.000	0.000	0.000	1.000	1.000	0.000	0.650
2000:4	0.000	0.000	1.000	1.000	0.000	0.000	1.000	1.000	0.000	0.650
2001:1	0.000	0.000	1.000	1.000	0.000	0.000	1.000	1.000	0.000	0.650
2001:2	0.000	0.000	1.000	1.000	0.000	0.000	1.000	1.000	0.000	0.650
2001:3	0.000	0.000	1.000	1.000	0.000	0.000	1.000	1.000	0.000	0.650
2001:4	0.000	0.000	1.000	1.000	0.000	0.000	1.000	1.000	0.000	0.650
2002:1	0.000	0.000	1.000	1.000	0.000	0.000	1.000	1.000	0.000	0.650
2002:2	0.000	0.000	1.000	1.000	0.000	0.000	1.000	1.000	0.000	0.650
2002:3	0.000	0.000	1.000	1.000	0.000	0.000	1.000	1.000	0.000	0.650
2002:4	0.000	0.000	1.000	1.000	0.000	0.000	1.000	1.000	0.000	0.650

	DAINC	DAINC1	DASTRIKE	DDOCK	DFROFF	DFRZ1	DGPAY	DGULFW	DINDTPF	DKCAG
2000:2	0.000	0.000	0.000	0.000	0.000	0.000	0.000	0.000	0.000	0.000
2000:3	0.000	0.000	0.000	0.000	0.000	0.000	0.000	0.000	0.000	0.000
2000:4	0.000	0.000	0.000	0.000	0.000	0.000	0.000	0.000	0.000	0.000
2001:1	0.000	0.000	0.000	0.000	0.000	0.000	1.300	0.000	1.000	0.000
2001:2	0.000	0.000	0.000	0.000	0.000	0.000	0.000	0.000	0.000	0.000
2001:3	0.000	0.000	0.000	0.000	0.000	0.000	0.000	0.000	0.000	0.000
2001:4	0.000	0.000	0.000	0.000	0.000	0.000	0.000	0.000	0.000	0.000
2002:1	0.000	0.000	0.000	0.000	0.000	0.000	1.300	0.000	1.000	0.000
2002:2	0.000	0.000	0.000	0.000	0.000	0.000	0.000	0.000	0.000	0.000
2002:3	0.000	0.000	0.000	0.000	0.000	0.000	0.000	0.000	0.000	0.000
2002:4	0.000	0.000	0.000	0.000	0.000	0.000	0.000	0.000	0.000	0.000

	DKCAGF	DKCAP	DLVOPEC	DM2831	DM2832	DNAFTA	DOPEC1	DOPEC2	DOPEC3	DPCRUDE
2000:2	0.000	0.000	0.000	0.000	0.000	1.000	0.000	0.000	1.000	0.000
2000:3	0.000	0.000	0.000	0.000	0.000	1.000	0.000	0.000	1.000	0.000
2000:4	0.000	0.000	0.000	0.000	0.000	1.000	0.000	0.000	1.000	0.000
2001:1	0.000	0.000	0.000	0.000	0.000	1.000	0.000	0.000	1.000	0.000
2001:2	0.000	0.000	0.000	0.000	0.000	1.000	0.000	0.000	1.000	0.000
2001:3	0.000	0.000	0.000	0.000	0.000	1.000	0.000	0.000	1.000	0.000
2001:4	0.000	0.000	0.000	0.000	0.000	1.000	0.000	0.000	1.000	0.000
2002:1	0.000	0.000	0.000	0.000	0.000	1.000	0.000	0.000	1.000	0.000
2002:2	0.000	0.000	0.000	0.000	0.000	1.000	0.000	0.000	1.000	0.000
2002:3	0.000	0.000	0.000	0.000	0.000	1.000	0.000	0.000	1.000	0.000
2002:4	0.000	0.000	0.000	0.000	0.000	1.000	0.000	0.000	1.000	0.000

	DPRE73Q4	DPRE87	DPROP13	DSEAS1	DSEAS2	DSEAS3	DSLDEBT	DSPRD	DSWEEP	DTAX86
2000:2	0.000	0.000	0.000	0.000	1.000	0.000	-0.500	0.000	392.600	0.000
2000:3	0.000	0.000	0.000	0.000	0.000	1.000	-0.500	0.000	406.000	0.000
2000:4	0.000	0.000	0.000	-1.000	-1.000	-1.000	0.000	0.000	416.000	0.000
2001:1	0.000	0.000	0.000	1.000	0.000	0.000	0.000	0.000	426.000	0.000
2001:2	0.000	0.000	0.000	0.000	1.000	0.000	0.000	0.000	436.000	0.000
2001:3	0.000	0.000	0.000	0.000	0.000	1.000	0.000	0.000	446.000	0.000
2001:4	0.000	0.000	0.000	-1.000	-1.000	-1.000	0.000	0.000	456.000	0.000
2002:1	0.000	0.000	0.000	1.000	0.000	0.000	0.000	0.000	466.000	0.000
2002:2	0.000	0.000	0.000	0.000	1.000	0.000	0.000	0.000	476.000	0.000
2002:3	0.000	0.000	0.000	0.000	0.000	1.000	0.000	0.000	486.000	0.000
2002:4	0.000	0.000	0.000	-1.000	-1.000	-1.000	0.000	0.000	496.000	0.000

	DTIBF	DTPF	DTPSL	DTSIF	DUBEXT	DVRALED	DYOL	EGOV	GAID	GDIVSL
2000:2	0.000	0.000	0.000	0.000	0.000	0.000	1.000	22.262	240.900	0.400
2000:3	0.000	0.000	0.000	0.000	0.000	0.000	1.000	21.956	246.150	0.400
2000:4	0.000	0.000	0.000	0.000	0.000	0.000	1.000	21.945	251.510	0.400
2001:1	0.000	0.000	0.000	3.800	0.000	0.000	1.000	22.013	256.980	0.400
2001:2	0.000	0.000	0.000	0.000	0.000	0.000	1.000	22.081	262.580	0.400
2001:3	0.000	0.000	0.000	0.000	0.000	0.000	1.000	22.150	268.300	0.400
2001:4	0.000	-10.000	0.000	0.000	0.000	0.000	1.000	22.219	272.880	0.400
2002:1	0.800	-10.000	0.000	3.800	0.000	0.000	1.000	22.288	277.530	0.500
2002:2	0.000	-10.000	0.000	0.000	0.000	0.000	1.000	22.357	282.270	0.500
2002:3	0.000	0.000	0.000	0.000	0.000	0.000	1.000	22.427	287.080	0.500
2002:4	0.000	0.000	0.000	0.000	0.000	0.000	1.000	22.497	291.980	0.500

	GFCCC	GFDC	GFDI	GFNDI	GFOC	GINTSL	GOLD	GOVAU96	GOVTRK96	GSLC
2000:2	1.000	325.700	56.200	49.300	172.300	-4.600	11.047	3.600	8.900	911.300
2000:3	0.000	325.700	56.890	46.000	168.900	-4.600	11.046	4.200	9.000	926.850
2000:4	0.000	327.700	57.590	50.000	168.900	-4.600	11.046	3.700	9.000	942.660
2001:1	0.000	333.800	58.290	50.730	172.600	-4.600	11.046	3.700	9.000	958.740
2001:2	0.000	335.900	59.010	51.480	173.600	-4.600	11.046	3.700	9.000	975.090
2001:3	0.000	338.000	59.730	52.230	174.700	-4.600	11.046	3.700	9.000	991.720
2001:4	0.000	340.100	60.470	53.000	175.800	-4.600	11.046	3.700	9.000	1007.460
2002:1	0.000	346.400	61.210	53.780	179.600	-4.600	11.046	3.700	9.000	1023.450
2002:2	0.000	348.500	61.960	54.570	180.700	-4.600	11.046	3.700	9.000	1039.690
2002:3	0.000	350.700	62.720	55.370	181.800	-4.600	11.046	3.700	9.000	1056.190
2002:4	0.000	352.900	63.490	56.180	183.000	-4.600	11.046	3.700	9.000	1071.690

	GSLI	GTRFF	GTROF	GTRSL	GWALDF	GWALDSL	HINT	HTRF	IINVFC	IINVFC96
2000:2	226.400	9.100	750.500	265.600	0.000	0.000	209.700	28.300	0.900	8.500
2000:3	231.330	4.000	754.660	269.500	0.000	0.000	214.020	28.980	1.600	2.000
2000:4	236.370	10.000	762.100	273.450	0.000	0.000	218.430	29.680	1.600	2.000
2001:1	241.520	10.000	784.010	277.460	0.000	0.000	222.930	30.400	1.600	2.000
2001:2	246.780	10.000	791.730	281.540	0.000	0.000	227.520	31.130	1.600	2.000
2001:3	252.150	10.000	799.540	285.670	0.000	0.000	232.210	31.880	1.600	2.000
2001:4	257.050	10.000	807.410	289.170	0.000	0.000	237.000	32.650	1.600	2.000
2002:1	262.040	10.000	827.870	292.720	0.000	0.000	241.880	33.440	1.600	2.000
2002:2	267.130	10.000	836.030	296.310	0.000	0.000	246.860	34.240	1.600	2.000
2002:3	272.320	10.000	844.260	299.950	0.000	0.000	251.950	35.070	1.600	2.000
2002:4	276.970	11.000	852.580	302.910	0.000	0.000	257.140	35.910	1.600	2.000

	IVA	JICS	JUS.ROW	KCCA	MGOIL96	MYFAC	PAUTO	PAUTOD.F	PCSMC	PCTRKL
2000:2	-13.600	108.800	1.527	34.700	88.200	383.700	139.800	0.724	109.490	152.400
2000:3	-20.000	107.500	1.513	35.000	86.000	398.200	139.930	0.710	110.500	151.830
2000:4	-15.000	105.000	1.445	35.000	86.430	413.260	140.450	0.710	111.320	152.400
2001:1	-10.000	105.000	1.412	35.000	86.860	425.130	140.980	0.710	112.150	152.960
2001:2	-10.000	105.000	1.377	35.000	87.290	437.350	141.500	0.710	112.980	153.530
2001:3	-12.000	105.000	1.345	35.000	87.720	445.850	142.030	0.710	113.950	154.110
2001:4	-14.000	105.000	1.315	35.000	88.160	454.510	142.730	0.710	114.940	155.060
2002:1	-14.000	105.000	1.337	35.000	88.590	463.340	143.440	0.710	116.070	156.020
2002:2	-14.000	105.000	1.342	35.000	89.030	472.340	144.150	0.710	117.210	156.990
2002:3	-14.000	105.000	1.274	35.000	89.470	481.510	144.870	0.710	118.370	157.960
2002:4	-14.000	105.000	1.214	35.000	89.920	490.870	145.770	0.710	119.530	159.130

	PFARM	PHOUSEX	PHOUSN.E	PIINVO	PIINVV	PMTRK	PNGAS	POTHRCRU	PROWDIF	PSINVF
2000:2	71.950	138.000	117.900	95.130	122.050	104.320	124.200	147.900	-0.011	97.649
2000:3	72.130	139.850	116.300	95.840	110.000	104.840	148.800	142.000	0.003	97.890
2000:4	72.310	137.710	118.000	96.550	110.410	105.360	145.200	142.700	0.003	98.140
2001:1	72.490	138.350	119.000	97.260	110.820	105.880	137.600	143.410	0.003	98.380
2001:2	72.670	142.850	119.500	97.980	111.240	106.410	127.500	144.830	0.003	98.630
2001:3	72.850	145.410	119.500	98.710	111.650	106.930	121.130	146.250	0.003	98.870
2001:4	73.030	142.420	119.500	99.440	112.270	107.730	121.730	147.690	0.003	99.120
2002:1	73.210	142.850	119.500	100.180	112.900	108.530	122.480	149.860	0.003	99.360
2002:2	73.400	147.660	119.500	100.920	113.530	109.330	123.240	152.060	0.003	99.610
2002:3	73.580	151.040	119.500	101.670	114.160	110.140	124.150	154.290	0.003	99.860
2002:4	73.760	148.730	119.500	102.430	114.940	111.090	125.070	156.560	0.003	100.110

	PSINVNF	PTRKH	PTRKL	PWTI	PWTIFAC	QUARTER	RAUTOSB	RCP	RDIS	RFFX
2000:2	100.412	147.800	157.100	28.790	4.612	2000.200	45.410	5.000	5.740	6.270
2000:3	100.910	148.300	157.570	31.610	4.500	2000.300	44.690	5.000	6.000	6.500
2000:4	101.410	149.040	158.160	33.000	4.500	2000.400	45.300	5.000	6.000	6.500
2001:1	102.160	149.780	158.750	33.000	4.500	2001.100	45.800	5.000	6.000	6.500
2001:2	102.920	150.520	159.340	32.000	4.500	2001.200	46.500	5.000	6.000	6.500
2001:3	103.680	151.270	159.930	30.000	4.500	2001.300	47.300	5.000	6.000	6.500
2001:4	104.450	152.390	160.920	28.500	4.500	2001.400	48.000	5.000	6.000	6.500
2002:1	105.230	153.520	161.920	28.680	4.500	2002.100	48.000	5.000	6.370	6.870
2002:2	106.010	154.660	162.920	28.850	4.500	2002.200	48.000	5.000	6.750	7.250
2002:3	106.790	155.800	163.930	29.070	4.500	2002.300	48.000	5.000	6.750	7.250
2002:4	107.590	157.150	165.150	29.280	4.500	2002.400	48.000	5.000	6.750	7.250

	RFGINTF	RGDPROW4	RGDPROW5	RIPDIP9	RLFSEC	RPCROW4	RPCROW5	RPMROW	RPOP16	RPOP20
2000:2	41.340	4.452	4.049	27.719	49.800	3.229	4.897	12.152	0.889	1.216
2000:3	42.000	2.410	2.540	25.000	49.600	2.020	3.850	8.650	1.000	1.300
2000:4	42.000	2.630	2.910	24.000	49.600	1.940	4.440	1.000	1.000	1.000
2001:1	42.000	2.640	3.340	22.000	49.600	1.770	4.840	0.000	1.000	1.000
2001:2	42.000	2.960	3.390	20.000	49.600	1.810	4.880	0.000	1.000	1.000
2001:3	42.000	2.850	3.100	18.000	49.600	2.110	5.080	0.000	1.000	1.000
2001:4	42.000	2.890	3.120	18.000	49.600	2.240	5.170	0.000	1.000	1.000
2002:1	42.000	2.900	3.130	18.000	49.600	2.360	5.260	0.000	1.000	1.000
2002:2	42.000	2.900	3.140	18.000	49.600	2.420	5.310	0.000	1.000	1.000
2002:3	42.000	2.790	3.050	18.000	49.600	2.550	5.400	0.000	1.000	1.000
2002:4	42.000	2.790	3.050	18.000	49.600	2.800	5.790	0.000	1.000	1.000

	RPOP65	RPXG	RPXS	RTRKL	RXG96	RXS96	SDR	SLCSF	SLCSSL	SP500
2000:2	1.594	1.460	2.874	48.121	18.958	3.512	4.200	34.600	-10.400	1447.260
2000:3	1.015	0.000	0.000	49.249	0.000	0.000	3.200	45.000	-10.400	1475.600
2000:4	0.636	0.000	0.000	48.800	0.000	0.000	3.200	39.000	-10.400	1490.000
2001:1	0.647	0.000	0.000	48.850	0.000	0.000	3.200	39.000	-10.400	1520.000
2001:2	0.634	0.000	0.000	48.900	0.000	0.000	3.200	39.000	-10.400	1549.500
2001:3	0.645	0.000	0.000	48.950	0.000	0.000	3.200	39.000	-10.400	1579.600
2001:4	0.632	0.000	0.000	49.000	0.000	0.000	3.200	42.000	-10.400	1610.300
2002:1	0.643	0.000	0.000	49.050	0.000	0.000	3.200	42.000	-10.400	1610.300
2002:2	0.642	0.000	0.000	49.100	0.000	0.000	3.200	42.000	-10.400	1626.200
2002:3	0.762	0.000	0.000	49.150	0.000	0.000	3.200	42.000	-10.400	1657.800
2002:4	0.906	0.000	0.000	49.200	0.000	0.000	3.200	43.000	-10.400	1690.000

	STAT	TCO	TDEPRAU	TDEPRQ	TIMET	TITCR	TPNS	TSIFR	TSISL	WALD
2000:2	-72.500	29.274	0.255	0.286	186.000	0.000	0.000	0.153	9.900	0.000
2000:3	-74.500	30.395	0.255	0.286	187.000	0.000	0.000	0.153	9.900	0.000
2000:4	-76.500	30.985	0.255	0.286	188.000	0.000	0.000	0.153	9.900	0.000
2001:1	-78.500	31.587	0.255	0.286	189.000	0.000	0.000	0.153	9.900	0.000
2001:2	-80.500	31.975	0.255	0.286	190.000	0.000	0.000	0.153	9.900	0.000
2001:3	-82.500	32.367	0.255	0.286	191.000	0.000	0.000	0.153	9.900	0.000
2001:4	-84.500	32.765	0.255	0.286	192.000	0.000	0.000	0.153	9.900	0.000
2002:1	-86.500	33.167	0.255	0.286	193.000	0.000	0.000	0.153	9.900	0.000
2002:2	-88.500	33.574	0.255	0.286	194.000	0.000	0.000	0.153	9.900	0.000
2002:3	-90.500	33.986	0.255	0.286	195.000	0.000	0.000	0.153	9.900	0.000
2002:4	-92.500	34.403	0.255	0.286	196.000	0.000	0.000	0.153	9.900	0.000

	WCEIL	WUSMIN	XAUTO96	XTRK96	XYFAC	YGWS	YPRENT
2000:2	76.200	5.150	16.700	9.700	375.400	760.200	140.800
2000:3	76.200	5.150	16.700	9.820	389.590	764.100	136.000
2000:4	76.200	5.150	16.700	9.940	404.320	770.830	136.000
2001:1	79.500	5.150	16.700	10.060	416.860	785.280	137.340
2001:2	79.500	5.150	16.700	10.190	429.800	793.180	138.690
2001:3	79.500	5.150	16.700	10.310	439.160	801.160	140.060
2001:4	79.500	5.150	16.700	10.440	448.720	809.220	141.440
2002:1	82.800	5.150	16.700	10.560	456.370	824.660	142.830
2002:2	82.800	5.150	16.700	10.690	464.160	833.360	144.240
2002:3	82.800	5.150	16.700	10.830	472.080	842.150	145.660
2002:4	82.800	5.150	16.700	10.960	480.130	851.040	147.100

	AUTOS	AUTOSB	AUTOSBQ	AUTOSC	AUTOSD	AUTOSF	C	C96	CD	CD96
2000:1	9.369	4.310	4.310	4.925	7.333	2.035	6621.700	6213.500	826.300	898.200
2000:2	8.944	3.987	3.987	4.793	6.926	2.018	6706.300	6260.600	814.300	886.700
2000:3	8.808	3.855	4.164	4.771	6.798	2.011	6817.319	6324.415	824.844	902.874
2000:4	8.707	3.872	3.978	4.675	6.692	2.015	6906.619	6367.811	828.123	908.849
2001:1	8.771	3.944	3.947	4.667	6.735	2.036	7003.386	6420.231	836.930	920.490
2001:2	8.668	3.956	3.974	4.552	6.659	2.009	7091.999	6466.653	842.575	928.654
2001:3	8.690	4.035	4.010	4.495	6.690	2.000	7182.366	6515.456	849.806	938.564
2001:4	8.690	4.094	4.051	4.435	6.708	1.982	7279.889	6567.028	858.160	948.946
2002:1	8.649	4.075	4.109	4.414	6.689	1.960	7386.915	6618.690	868.043	960.538
2002:2	8.559	4.032	4.132	4.368	6.629	1.931	7495.502	6668.519	876.995	970.645
2002:3	8.392	3.951	4.104	4.281	6.505	1.887	7605.309	6715.905	884.733	978.983
2002:4	8.304	3.909	4.060	4.235	6.443	1.861	7718.262	6763.202	894.021	988.427

	CDFE	CDFE96	CDFRN96	CDHE96	CDO	CDO96	CDV	CDV96	CDVA96	CDVAR.U
2000:1	309.700	374.100	64.671	309.429	167.300	174.000	349.300	351.800	109.000	22.636
2000:2	311.100	379.300	66.243	313.057	167.700	175.000	335.500	335.900	105.300	22.829
2000:3	316.199	390.196	67.188	323.008	170.512	178.635	338.132	338.336	105.178	23.004
2000:4	318.918	397.794	67.428	330.366	172.340	180.691	336.865	335.673	103.318	23.198
2001:1	322.355	406.310	67.436	338.874	175.016	183.364	339.559	336.899	103.518	23.421
2001:2	325.012	414.053	67.223	346.829	177.482	185.682	340.081	335.974	101.155	23.659
2001:3	327.479	421.747	66.816	354.932	179.968	187.969	342.360	336.730	100.179	23.920
2001:4	330.246	429.741	66.809	362.932	182.472	190.185	345.442	337.784	99.104	24.202
2002:1	333.430	438.122	66.988	371.134	184.831	192.103	349.781	339.938	98.960	24.492
2002:2	336.591	446.243	67.376	378.867	187.290	193.993	353.114	341.041	98.183	24.801
2002:3	339.858	454.339	67.901	386.437	189.923	195.938	354.952	340.605	96.370	25.113
2002:4	343.131	462.381	68.488	393.892	192.730	197.962	358.160	341.140	95.582	25.397

	CDVO96	CDVT96	CN	CN96	CNCS	CNCS96	CNFC	CNFC96	CNFD	CNFD96
2000:1	134.400	108.400	1963.900	1844.800	323.100	337.700	18.500	14.700	938.400	872.200
2000:2	130.000	100.600	1997.600	1861.100	325.600	342.300	18.700	15.300	948.300	876.500
2000:3	131.198	101.960	2031.295	1879.575	329.656	350.286	19.290	15.229	961.986	879.690
2000:4	132.238	100.117	2054.597	1888.614	331.371	353.319	18.957	14.742	973.597	882.674
2001:1	133.587	99.795	2075.184	1897.714	332.481	355.414	18.703	14.647	985.726	886.747
2001:2	135.011	99.809	2092.752	1906.030	333.503	357.472	18.303	14.691	997.291	890.223
2001:3	136.430	100.122	2109.133	1915.360	334.755	359.852	17.878	14.850	1009.069	893.807
2001:4	137.982	100.698	2128.769	1926.275	336.367	362.631	17.618	14.951	1022.286	898.076
2002:1	139.649	101.329	2154.308	1936.974	337.517	364.745	17.535	14.883	1037.836	903.529
2002:2	140.978	101.880	2179.984	1947.026	338.759	366.767	17.535	14.841	1053.406	908.318
2002:3	141.866	102.369	2206.377	1956.450	340.236	368.977	17.523	14.770	1068.922	912.506
2002:4	142.685	102.873	2233.489	1965.718	341.828	371.252	17.537	14.719	1084.723	916.571

	CNGO	CNGO96	CNO	CNO96	CNPERM96	CS	CS96	CURR	DISC	DLPX
2000:1	154.500	131.200	529.500	490.600	1803.386	3831.600	3487.200	515.400	1.016	0.005
2000:2	163.300	132.200	541.700	496.500	1825.906	3894.400	3526.700	520.800	1.016	0.005
2000:3	167.682	132.464	552.681	504.330	1847.809	3961.181	3557.196	526.779	1.015	0.005
2000:4	170.039	131.945	560.633	508.825	1865.962	4023.899	3585.528	533.941	1.015	0.005
2001:1	170.964	132.176	567.310	511.789	1880.073	4091.272	3617.918	543.132	1.015	0.004
2001:2	169.621	132.344	574.036	514.522	1891.233	4156.672	3648.092	551.118	1.015	0.004
2001:3	166.311	132.820	581.120	517.391	1901.347	4223.427	3678.184	559.238	1.015	0.004
2001:4	163.524	133.450	588.973	520.691	1910.886	4292.960	3709.040	567.512	1.015	0.004
2002:1	163.847	134.023	597.574	523.372	1920.818	4364.564	3739.248	575.580	1.016	0.006
2002:2	164.410	134.401	605.875	526.345	1930.866	4438.523	3769.489	583.242	1.017	0.007
2002:3	165.145	134.684	614.551	529.292	1940.898	4514.200	3799.364	591.359	1.017	0.008
2002:4	165.950	134.975	623.451	532.130	1950.771	4590.751	3828.464	599.978	1.017	0.008

	FS	FS96	FSDP	FSDP96	FSO96	G	G96	GAUTO96	GCBDD	GCE
2000:1	9722.800	9148.000	10058.000	9499.900	4051.600	1710.400	1565.100	131.000	21.000	34.287
2000:2	9873.700	9235.300	10229.100	9610.500	4102.800	1742.200	1583.700	122.000	45.100	34.148
2000:3	10011.520	9312.565	10388.039	9700.981	4154.315	1755.670	1582.562	120.005	37.687	34.801
2000:4	10154.468	9392.980	10548.247	9792.205	4212.229	1783.220	1594.771	118.713	38.579	35.126
2001:1	10309.625	9480.236	10725.882	9895.638	4255.464	1815.680	1605.333	119.971	37.399	35.673
2001:2	10455.142	9563.244	10884.256	9988.810	4303.154	1841.860	1616.730	119.201	39.744	35.921
2001:3	10607.673	9650.080	11042.766	10082.874	4349.163	1868.530	1628.856	119.683	40.406	36.170
2001:4	10764.551	9738.127	11205.015	10175.452	4397.218	1893.880	1639.314	120.291	38.301	36.420
2002:1	10931.714	9823.759	11380.887	10262.585	4445.300	1926.480	1647.953	120.164	38.234	37.000
2002:2	11093.813	9906.160	11549.414	10344.493	4492.589	1952.550	1656.229	119.380	40.165	37.275
2002:3	11258.058	9985.986	11718.211	10421.211	4541.614	1979.100	1664.048	116.973	40.981	37.551
2002:4	11431.488	10070.170	11895.187	10500.783	4591.295	2004.230	1670.040	115.587	38.818	37.829

	GDEBTM	GDEBTP	GDP	GDP96	GDP96R4	GDPERM96	GDPROW4	GDPROW5	GF	GF96
2000:1	3431.313	3182.800	9752.700	9191.800	5.290	8993.236	121.381	122.746	580.100	537.100
2000:2	3279.192	2987.400	9945.700	9318.900	6.099	9115.781	122.710	123.970	604.500	558.800
2000:3	3245.608	2923.772	10084.774	9394.299	5.485	9231.056	123.443	124.750	597.490	548.717
2000:4	3200.267	2883.728	10220.544	9467.614	4.222	9333.132	124.246	125.648	604.190	552.057
2001:1	3133.327	2831.281	10390.098	9568.805	4.102	9427.516	125.059	126.684	615.420	553.156
2001:2	2946.006	2639.934	10535.857	9651.817	3.572	9517.219	125.974	127.744	619.990	554.491
2001:3	2863.573	2575.954	10684.856	9735.152	3.628	9601.384	126.862	128.723	624.660	555.848
2001:4	2798.153	2530.073	10837.944	9819.361	3.715	9686.416	127.769	129.715	629.370	557.107
2002:1	2711.712	2475.083	11001.165	9901.060	3.472	9771.598	128.685	130.719	640.990	557.663
2002:2	2538.033	2301.156	11162.390	9982.405	3.425	9854.079	129.608	131.733	645.730	558.345
2002:3	2456.007	2229.630	11323.645	10059.258	3.329	9934.834	130.503	132.726	650.590	558.910
2002:4	2380.300	2172.741	11493.370	10139.882	3.264	10015.298	131.404	133.727	655.570	559.418

	GFCCC96	GFD	GFD96	GFND	GFND96	GFNDC	GINTF	GINTFF	GNP	GSL
2000:1	2.600	366.600	341.500	213.500	195.400	167.500	265.000	104.300	9745.000	1130.400
2000:2	2.300	381.900	355.100	222.600	203.600	173.300	260.300	107.600	9937.400	1137.700
2000:3	0.000	382.590	353.412	214.900	195.284	168.900	254.710	106.978	10076.164	1158.180
2000:4	0.000	385.290	354.147	218.900	197.865	168.900	247.507	103.953	10211.604	1179.030
2001:1	0.000	392.090	354.402	223.330	198.702	172.600	240.106	100.845	10381.828	1200.260
2001:2	0.000	394.910	355.224	225.080	199.215	173.600	233.269	97.973	10528.307	1221.870
2001:3	0.000	397.730	356.001	226.930	199.793	174.700	226.709	95.218	10678.166	1243.870
2001:4	0.000	400.570	356.699	228.800	200.352	175.800	219.962	92.384	10832.154	1264.510
2002:1	0.000	407.610	356.582	233.380	201.018	179.600	213.415	89.634	10994.195	1285.490
2002:2	0.000	410.460	356.848	235.270	201.430	180.700	208.401	87.528	11154.210	1306.820
2002:3	0.000	413.420	357.049	237.170	201.791	181.800	202.664	85.119	11314.215	1328.510
2002:4	0.000	416.390	357.152	239.180	202.194	183.000	195.219	81.992	11482.630	1348.660

	GSL96	GTRF	GTRP	GTRUCK96	HASSET	HESTK04	HESTK16	HOUSCOMP	HOUSEX	HS
2000:1	1027.400	763.200	1016.500	227.800	-0.016	1159.604	3772.719	1704.030	4803.000	1732.000
2000:2	1024.600	779.000	1035.500	232.500	-0.020	1200.371	3899.829	1675.630	5093.000	1605.000
2000:3	1033.295	778.224	1043.724	229.366	-0.022	1240.619	4035.200	1591.279	5010.909	1540.557
2000:4	1042.135	791.730	1055.180	222.962	-0.023	1275.860	4172.036	1542.210	5008.878	1528.870
2001:1	1051.511	813.377	1080.837	224.674	-0.025	1305.305	4313.193	1534.289	4912.359	1539.237
2001:2	1061.502	821.054	1092.594	221.695	-0.027	1339.078	4455.173	1544.546	4902.350	1554.714
2001:3	1072.186	828.915	1104.585	222.403	-0.030	1371.001	4597.694	1548.842	4885.920	1544.167
2001:4	1081.307	836.817	1115.987	222.550	-0.031	1403.567	4743.053	1541.336	4877.026	1534.689
2002:1	1089.304	857.324	1140.044	221.443	-0.032	1435.826	4888.777	1531.309	4895.536	1524.134
2002:2	1096.838	865.572	1151.882	218.754	-0.033	1467.864	5036.775	1519.247	4871.569	1509.641
2002:3	1104.027	873.941	1163.891	213.404	-0.030	1499.369	5180.191	1508.116	4858.812	1502.387
2002:4	1109.458	883.373	1175.283	210.593	-0.031	1530.330	5321.973	1507.497	4884.995	1513.081

	HSMULT	HSSING	I96	IBF	IBF96	IBFNC	IBFNC96	IBFPD	IBFPD96	IINV
2000:1	395.000	1337.000	1773.600	1308.500	1365.300	308.900	274.000	999.600	1100.400	29.900
2000:2	340.000	1265.000	1863.000	1359.200	1412.500	315.100	277.000	1044.100	1146.600	72.000
2000:3	300.012	1240.546	1890.118	1396.777	1449.921	325.001	282.973	1071.775	1178.683	73.254
2000:4	290.424	1238.446	1919.517	1439.106	1491.804	335.828	289.447	1103.277	1214.877	66.076
2001:1	287.317	1251.920	1976.428	1483.495	1535.993	345.869	295.003	1137.626	1254.720	80.473
2001:2	296.447	1258.267	2013.088	1521.839	1573.634	355.811	300.259	1166.028	1288.019	80.715
2001:3	296.278	1247.890	2043.689	1558.443	1609.715	363.180	303.196	1195.262	1322.718	77.183
2001:4	292.184	1242.505	2071.293	1592.928	1643.249	369.138	304.751	1223.790	1356.585	73.394
2002:1	288.133	1236.001	2094.972	1624.523	1673.306	374.012	305.128	1250.511	1388.376	69.451
2002:2	284.097	1225.544	2118.578	1654.553	1701.069	378.810	305.181	1275.742	1418.230	68.577
2002:3	279.891	1222.495	2137.757	1682.891	1726.206	384.011	305.315	1298.880	1445.226	65.586
2002:4	274.492	1238.589	2161.549	1715.321	1754.862	388.868	304.988	1326.453	1476.768	61.882

	IINV96	IINVA96	IINVF	IINVF96	IINVNF	IINVNF96	IINVO96	IINVT96	IINVV96	INCWM96
2000:1	36.600	-1.500	-2.500	3.600	32.400	33.000	36.600	-2.100	-3.600	26.100
2000:2	78.600	1.500	-0.100	6.200	72.200	72.300	59.600	11.200	12.700	28.400
2000:3	76.088	0.746	1.600	2.000	71.654	74.088	69.506	3.835	4.581	30.571
2000:4	68.284	0.829	1.600	2.000	64.476	66.284	62.832	2.623	3.452	32.088
2001:1	82.989	-0.057	1.600	2.000	78.873	80.989	80.222	0.824	0.767	32.860
2001:2	82.658	0.754	1.600	2.000	79.115	80.658	80.013	-0.109	0.645	33.352
2001:3	78.611	0.188	1.600	2.000	75.583	76.611	76.915	-0.493	-0.304	33.286
2001:4	74.246	0.195	1.600	2.000	71.794	72.246	72.622	-0.570	-0.375	32.885
2002:1	69.814	-0.040	1.600	2.000	67.851	67.814	68.487	-0.633	-0.673	32.249
2002:2	68.458	0.101	1.600	2.000	66.977	66.458	67.192	-0.835	-0.734	31.513
2002:3	65.075	0.272	1.600	2.000	63.986	63.075	64.210	-1.407	-1.135	30.962
2002:4	61.113	-0.362	1.600	2.000	60.282	59.113	61.253	-1.777	-2.139	30.543

	INETFOR	IPDAU96	IPDIE	IPDIE96	IPDIP	IPDIP96	IPDOE96	IPDT96Q	IPDTRK	IPDTRK96
2000:1	-390.700	83.100	162.700	158.900	495.300	629.400	129.000	123.200	122.500	123.200
2000:2	-412.500	76.200	168.000	164.000	527.500	669.100	145.300	119.100	119.000	119.100
2000:3	-429.729	74.325	173.642	169.087	555.609	707.487	136.798	116.596	123.516	123.266
2000:4	-454.249	75.024	177.611	172.205	582.436	746.576	138.852	124.595	120.326	119.547
2001:1	-477.007	76.807	179.392	172.918	607.249	784.628	138.511	121.386	125.082	123.702
2001:2	-490.104	77.479	181.532	173.819	629.983	821.219	140.812	125.629	123.554	121.635
2001:3	-496.212	79.340	183.486	174.440	650.567	855.913	141.862	122.862	125.209	122.703
2001:4	-501.704	80.884	185.482	175.016	671.699	892.073	142.852	124.179	125.861	122.560
2002:1	-512.623	80.999	187.717	175.691	693.585	929.760	143.951	123.967	125.087	120.957
2002:2	-521.321	80.685	189.931	176.190	716.417	969.039	144.657	121.870	122.666	117.805
2002:3	-528.213	79.654	192.285	176.653	740.282	1009.978	145.331	118.559	117.575	112.142
2002:4	-535.169	79.324	194.687	177.008	765.206	1052.646	145.774	113.002	115.154	108.980

	IPDTRO	IPDTRO96	IRC	IRC96	IRCM	IRCM96	IRCOS	IRCOS96	IRCPD	IRCPD96
2000:1	341.600	335.300	417.300	371.400	28.700	23.800	156.300	142.000	9.500	9.700
2000:2	348.700	340.600	421.300	372.600	28.600	23.600	162.500	145.700	9.600	9.700
2000:3	342.524	334.388	418.273	366.666	27.170	22.162	164.476	146.089	9.532	9.633
2000:4	343.231	333.423	419.302	364.049	26.688	21.511	166.492	146.522	9.474	9.586
2001:1	350.985	339.020	423.321	364.157	26.648	21.232	168.896	147.363	9.473	9.552
2001:2	354.514	339.926	428.558	365.108	26.799	21.108	171.088	147.872	9.449	9.520
2001:3	361.209	343.905	433.427	365.334	26.941	20.981	173.317	148.218	9.426	9.487
2001:4	366.609	346.297	438.318	365.401	27.051	20.827	175.867	148.791	9.417	9.460
2002:1	369.209	345.907	442.968	365.036	27.181	20.681	178.324	149.204	9.428	9.452
2002:2	369.394	343.147	446.809	363.876	27.303	20.530	180.393	149.231	9.427	9.425
2002:3	366.313	337.127	450.911	362.837	27.305	20.293	182.667	149.360	9.424	9.393
2002:4	366.560	334.078	457.374	363.522	27.199	19.973	185.488	149.860	9.434	9.371

	IRCS	IRCS96	JCAP	JCLH	JCLHD	JCU	JEXRM	JIP	JIPM	JIPROW5
2000:1	222.800	195.800	182.399	127.800	119.921	0.808	94.700	141.724	147.418	124.294
2000:2	220.600	193.500	184.407	129.400	120.799	0.815	97.450	144.474	150.220	126.716
2000:3	217.095	188.821	186.306	131.024	121.550	0.812	99.179	145.685	151.327	127.661
2000:4	216.648	186.534	188.153	132.727	122.373	0.810	99.005	146.781	152.321	127.992
2001:1	218.305	186.146	189.951	134.506	123.306	0.811	98.316	148.183	154.137	128.285
2001:2	221.221	186.751	191.708	136.272	124.256	0.812	97.593	149.228	155.605	128.708
2001:3	223.742	186.802	193.430	138.062	125.243	0.811	96.924	150.212	156.945	129.149
2001:4	225.982	186.494	195.122	139.858	126.163	0.811	96.198	151.208	158.254	129.597
2002:1	228.035	185.894	196.787	141.718	126.980	0.810	95.346	152.172	159.493	130.076
2002:2	229.687	184.904	198.432	143.544	127.707	0.810	94.456	153.123	160.695	130.616
2002:3	231.515	184.030	200.066	145.405	128.400	0.809	93.486	153.974	161.764	131.173
2002:4	235.253	184.580	201.702	147.299	129.072	0.808	92.467	154.888	162.885	131.747

	JQLH	JQLHT	JRAUTO	JULC	KCA	KCAG	KCAGF	KCAP	LCURRENT	LJUS.ROW
2000:1	116.300	4.250	63.400	109.800	1215.400	209.800	97.200	1005.600	-0.323	0.505
2000:2	118.000	3.977	65.700	109.700	1244.300	214.600	98.900	1029.800	-0.345	0.423
2000:3	118.717	3.696	66.899	110.366	1269.812	218.766	100.317	1051.046	-0.336	0.414
2000:4	119.363	3.390	67.084	111.196	1295.160	222.658	101.443	1072.502	-0.346	0.368
2001:1	120.198	3.104	66.947	111.903	1321.105	226.663	102.594	1094.442	-0.353	0.345
2001:2	120.889	2.922	66.812	112.725	1347.272	230.739	103.752	1116.533	-0.353	0.320
2001:3	121.662	2.813	66.895	113.480	1373.655	234.890	104.918	1138.766	-0.349	0.296
2001:4	122.425	2.689	67.085	114.240	1400.523	239.152	106.114	1161.371	-0.347	0.274
2002:1	123.152	2.640	67.446	115.076	1427.852	243.589	107.365	1184.262	-0.347	0.290
2002:2	123.907	2.619	68.418	115.849	1455.527	248.193	108.667	1207.333	-0.344	0.294
2002:3	124.627	2.487	69.545	116.672	1483.345	252.952	110.014	1230.393	-0.340	0.242
2002:4	125.386	2.336	70.254	117.476	1511.417	257.819	111.393	1253.598	-0.336	0.194

	M	M1	M2	M96	MAUTO96	MBASE	MGNOIL	MGNOIL96	MGOIL	MNOIL
2000:1	1387.100	1110.400	4729.200	1461.700	101.500	571.441	1068.000	1170.200	108.000	1279.000
2000:2	1448.300	1103.400	4783.800	1525.200	103.900	575.630	1116.800	1221.100	117.100	1331.200
2000:3	1497.116	1102.351	4858.152	1563.434	103.606	581.153	1154.276	1258.640	122.331	1374.786
2000:4	1543.992	1105.806	4926.332	1600.430	103.347	587.280	1188.934	1291.518	128.349	1415.644
2001:1	1596.428	1110.273	4995.277	1644.141	103.248	595.808	1233.430	1331.115	128.987	1467.441
2001:2	1639.424	1113.162	5056.186	1680.940	103.087	603.263	1272.863	1364.165	125.698	1513.726
2001:3	1674.601	1119.895	5129.206	1714.112	102.958	610.917	1308.763	1393.643	118.422	1556.179
2001:4	1710.737	1126.478	5201.231	1744.871	102.842	618.866	1343.650	1420.689	113.065	1597.672
2002:1	1753.602	1128.877	5258.358	1772.978	102.699	626.840	1378.444	1445.194	114.334	1639.268
2002:2	1796.452	1127.687	5306.211	1799.687	102.493	633.855	1413.225	1468.475	115.583	1680.869
2002:3	1839.323	1131.958	5374.888	1823.945	102.138	640.982	1447.740	1489.528	117.040	1722.283
2002:4	1883.201	1137.257	5446.550	1847.459	101.738	649.023	1483.090	1509.919	118.479	1764.723

	MNOIL96	MS	MS96	MTRK96	MULT	NIASF	NIASOUTF	NIASSL	NINT	PC
2000:1	1378.600	211.000	208.400	20.700	14.195	235.800	231.600	52.000	545.400	106.570
2000:2	1434.800	214.400	213.700	18.500	14.237	240.900	234.300	60.100	565.900	107.120
2000:3	1477.108	220.510	218.577	18.515	14.328	269.099	266.525	58.690	588.114	107.794
2000:4	1514.569	226.710	223.200	18.266	14.359	283.513	277.366	53.961	603.322	108.461
2001:1	1559.058	234.011	228.200	18.707	14.363	273.345	266.919	51.731	613.691	109.083
2001:2	1596.402	240.863	232.557	18.830	14.338	283.839	277.101	47.900	625.519	109.670
2001:3	1629.933	247.416	236.641	19.239	14.316	301.009	293.968	44.427	636.412	110.236
2001:4	1660.853	254.022	240.521	19.578	14.302	307.715	300.359	42.015	649.657	110.855
2002:1	1688.998	260.825	244.147	19.771	14.246	292.466	284.841	39.841	667.721	111.607
2002:2	1715.706	267.643	247.557	19.786	14.187	298.663	290.800	37.566	688.148	112.401
2002:3	1739.917	274.543	250.685	19.529	14.168	315.198	307.123	35.126	703.849	113.243
2002:4	1763.359	281.633	253.703	19.443	14.152	333.153	324.876	35.111	718.757	114.121

	PCDFE	PCDFRN	PCDHE	PCDO	PCDV	PCDVA	PCDVO	PCDVT	PCN	PCNCS
2000:1	82.790	99.522	79.287	96.150	99.290	98.170	98.586	101.290	106.460	95.680
2000:2	82.020	98.578	78.516	95.830	99.880	98.670	99.308	101.890	107.330	95.120
2000:3	81.036	98.394	77.425	95.453	99.940	98.738	99.682	101.512	108.072	94.111
2000:4	80.172	98.395	76.452	95.378	100.355	99.100	100.223	101.824	108.789	93.788
2001:1	79.337	98.571	75.510	95.447	100.789	99.457	100.752	102.222	109.352	93.548
2001:2	78.495	98.728	74.574	95.584	101.222	99.810	101.287	102.566	109.796	93.295
2001:3	77.648	98.889	73.649	95.743	101.672	100.170	101.832	102.956	110.117	93.026
2001:4	76.848	99.099	72.752	95.944	102.267	100.649	102.482	103.565	110.512	92.757
2002:1	76.104	99.373	71.905	96.215	102.895	101.133	103.188	104.213	111.220	92.535
2002:2	75.428	99.684	71.114	96.544	103.540	101.618	103.934	104.848	111.965	92.364
2002:3	74.803	100.033	70.370	96.930	104.212	102.109	104.715	105.495	112.774	92.211
2002:4	74.210	100.398	69.657	97.357	104.989	102.727	105.585	106.266	113.622	92.074

	PCNFC	PCNFD	PCNGO	PCNO	PCPI	PCPICORE	PCPISA	PCROW4	PCROW4Q	PCROW4QR
2000:1	125.850	107.590	117.760	107.930	169.900	179.770	170.200	111.464	111.464	1.102
2000:2	122.220	108.190	123.520	109.100	171.700	181.100	171.700	112.353	112.353	3.229
2000:3	126.666	109.355	126.587	109.587	173.017	182.132	173.064	112.916	112.881	1.893
2000:4	128.595	110.301	128.871	110.182	174.312	183.328	174.488	113.460	113.336	1.496
2001:1	127.687	111.162	129.346	110.848	175.522	184.509	175.803	113.959	113.786	1.157
2001:2	124.582	112.027	128.166	111.567	177.020	185.695	177.022	114.471	114.200	0.851
2001:3	120.389	112.896	125.216	112.317	178.103	186.892	178.146	115.070	114.656	0.647
2001:4	117.838	113.831	122.536	113.114	179.152	188.099	179.332	115.709	115.257	0.653
2002:1	117.821	114.865	122.253	114.178	180.463	189.338	180.754	116.386	115.957	0.861
2002:2	118.147	115.973	122.329	115.110	182.229	190.592	182.234	117.084	116.678	1.008
2002:3	118.639	117.141	122.617	116.108	183.750	191.884	183.789	117.823	117.369	0.979
2002:4	119.147	118.346	122.949	117.161	185.217	193.215	185.402	118.639	118.111	0.983

	PCROW5	PCRUDE	PCS	PCSEG	PG	PGDP	PGFD	PGFND	PGI	PGSL
2000:1	163.249	114.000	109.880	99.610	109.280	106.100	107.340	109.240	104.310	110.020
2000:2	165.212	122.100	110.430	101.430	110.010	106.730	107.550	109.340	105.100	111.040
2000:3	166.780	132.057	111.357	105.057	110.938	107.350	108.256	110.045	105.828	112.086
2000:4	168.601	133.381	112.226	106.101	111.817	107.953	108.794	110.631	106.640	113.136
2001:1	170.605	131.313	113.084	106.938	113.103	108.583	110.634	112.394	107.494	114.146
2001:2	172.649	127.744	113.941	107.520	113.925	109.159	111.172	112.984	108.356	115.108
2001:3	174.801	124.125	114.824	107.999	114.714	109.755	111.722	113.582	109.227	116.013
2001:4	177.018	123.273	115.743	108.530	115.529	110.373	112.299	114.199	110.146	116.943
2002:1	179.301	124.613	116.723	109.054	116.901	111.111	114.310	116.099	111.165	118.010
2002:2	181.636	125.608	117.749	109.699	117.891	111.821	115.024	116.800	112.274	119.144
2002:3	184.040	126.783	118.815	110.382	118.933	112.569	115.788	117.532	113.466	120.333
2002:4	186.648	127.955	119.911	111.087	120.011	113.348	116.586	118.293	114.716	121.560

	PIBF	PINC	PIPD	PIPDAU	PIPDIE	PIPDIP	PIPDOE	PIPDT	PIPDTRO	PIRC
2000:1	95.840	112.730	90.840	98.070	102.390	78.690	106.667	99.430	101.879	112.360
2000:2	96.230	113.750	91.070	98.690	102.440	78.840	106.332	99.920	102.378	113.080
2000:3	96.335	114.852	90.926	98.682	102.694	78.533	106.480	100.203	102.433	114.075
2000:4	96.467	116.024	90.810	99.081	103.139	78.014	106.999	100.651	102.941	115.177
2001:1	96.582	117.243	90.663	99.415	103.744	77.393	107.966	101.116	103.529	116.247
2001:2	96.709	118.501	90.525	99.775	104.437	76.713	109.121	101.578	104.292	117.378
2001:3	96.815	119.784	90.360	100.126	105.186	76.009	110.361	102.042	105.032	118.638
2001:4	96.938	121.128	90.207	100.608	105.980	75.296	111.564	102.693	105.866	119.955
2002:1	97.085	122.575	90.067	101.088	106.845	74.598	112.707	103.414	106.737	121.349
2002:2	97.265	124.126	89.951	101.571	107.799	73.931	113.908	104.126	107.649	122.792
2002:3	97.491	125.775	89.872	102.060	108.849	73.297	115.215	104.845	108.657	124.274
2002:4	97.747	127.503	89.820	102.680	109.988	72.694	116.589	105.665	109.723	125.818

	PIRCM	PIRCOS	PIRCPD	PIRCS	PM	PMGNOIL	PMGOIL	PMGROW	PMNOIL	PMROW
2000:1	120.590	110.070	97.940	113.790	94.900	91.270	132.190	86.433	92.775	87.858
2000:2	121.190	111.530	98.970	114.010	94.950	91.460	132.770	89.128	92.779	90.414
2000:3	122.597	112.586	98.955	114.974	95.758	91.708	142.245	90.955	93.073	92.308
2000:4	124.065	113.629	98.825	116.144	96.474	92.057	148.500	91.141	93.468	92.538
2001:1	125.507	114.612	99.177	117.276	97.098	92.661	148.500	91.101	94.124	92.538
2001:2	126.960	115.700	99.260	118.458	97.530	93.307	144.000	91.061	94.821	92.538
2001:3	128.409	116.934	99.363	119.775	97.695	93.909	135.000	91.021	95.475	92.538
2001:4	129.885	118.197	99.545	121.174	98.044	94.577	128.250	90.981	96.196	92.538
2002:1	131.432	119.517	99.742	122.669	98.907	95.381	129.060	90.942	97.056	92.538
2002:2	132.991	120.881	100.014	124.220	99.820	96.238	129.825	90.902	97.970	92.538
2002:3	134.549	122.300	100.331	125.803	100.843	97.195	130.815	90.863	98.987	92.538
2002:4	136.179	123.774	100.670	127.453	101.935	98.223	131.760	90.824	100.077	92.538

	PMROWQ	PMROWQR	PMS	PMSROW	POIL	POP16	POP20	POP65	PPI	PPNF
2000:1	87.858	10.017	101.240	95.874	80.900	208.914	192.751	32.572	136.300	105.900
2000:2	90.414	12.152	100.310	97.752	81.400	209.377	193.334	32.701	137.500	106.440
2000:3	91.283	3.904	100.884	100.056	88.935	209.898	193.959	32.784	137.968	107.093
2000:4	92.936	2.746	101.573	100.562	92.286	210.421	194.442	32.836	138.575	107.772
2001:1	93.006	2.037	102.546	100.819	92.122	210.945	194.927	32.889	139.094	108.423
2001:2	92.988	1.959	103.571	101.078	89.324	211.471	195.412	32.941	139.538	109.091
2001:3	93.100	2.450	104.553	101.337	83.717	211.997	195.899	32.994	139.980	109.772
2001:4	93.149	2.667	105.613	101.598	79.682	212.525	196.387	33.046	140.750	110.517
2002:1	93.333	3.478	106.831	101.859	80.381	213.055	196.876	33.099	141.849	111.352
2002:2	93.308	3.367	108.114	102.120	80.669	213.585	197.366	33.152	143.066	112.258
2002:3	93.153	2.682	109.517	102.383	81.217	214.117	197.858	33.215	144.423	113.217
2002:4	93.254	3.130	111.009	102.646	81.755	214.651	198.351	33.290	145.752	114.206

	PX	PXG	PXGQ	PXS	PXSQ	RAAA	RAUTOSF	RBAR	RBASE	RCD
2000:1	96.970	93.670	93.670	105.520	105.520	7.710	21.720	6.900	-12.706	6.030
2000:2	97.420	94.010	94.010	106.270	106.270	7.770	22.570	7.100	2.965	6.570
2000:3	97.868	94.459	94.459	106.691	106.691	7.609	22.828	7.267	3.893	6.625
2000:4	98.332	94.864	94.864	107.320	107.320	7.627	23.138	7.266	4.285	6.673
2001:1	98.740	95.200	95.200	107.934	107.934	7.619	23.216	7.240	5.936	6.676
2001:2	99.160	95.509	95.509	108.670	108.670	7.672	23.176	7.248	5.100	6.669
2001:3	99.514	95.745	95.745	109.359	109.359	7.720	23.013	7.262	5.172	6.662
2001:4	99.933	96.045	96.045	110.111	110.111	7.748	22.809	7.288	5.307	6.659
2002:1	100.541	96.543	96.543	111.024	111.024	7.883	22.662	7.416	5.255	7.130
2002:2	101.231	97.144	97.144	111.960	111.960	8.036	22.554	7.656	4.552	7.571
2002:3	101.997	97.828	97.828	112.950	112.950	8.107	22.482	7.809	4.574	7.505
2002:4	102.808	98.563	98.563	113.965	113.965	8.171	22.413	7.851	5.113	7.474

	RCPCD	REM	RFF	RFFRULE	RG05	RG10	RG30	RHSAVE	RM2	RMORT
2000:1	6.030	96.660	5.680	5.680	6.590	6.480	6.300	0.200	6.420	8.260
2000:2	6.570	96.730	6.270	6.270	6.420	6.180	5.980	0.300	4.699	8.320
2000:3	6.625	96.772	6.500	7.252	6.062	5.891	5.801	-0.064	6.363	8.028
2000:4	6.673	96.748	6.500	7.654	5.939	5.937	6.035	-0.059	5.733	8.060
2001:1	6.676	96.793	6.500	7.268	5.922	5.946	6.109	0.450	5.717	8.064
2001:2	6.669	96.793	6.500	7.149	6.022	6.059	6.216	0.655	4.967	8.177
2001:3	6.662	96.774	6.500	7.060	6.108	6.157	6.310	0.728	5.903	8.298
2001:4	6.659	96.759	6.500	7.044	6.161	6.223	6.376	0.850	5.736	8.342
2002:1	7.130	96.741	6.870	7.182	6.386	6.418	6.544	1.191	4.466	8.473
2002:2	7.571	96.715	7.250	7.353	6.621	6.626	6.724	1.250	3.690	8.693
2002:3	7.505	96.678	7.250	7.541	6.696	6.720	6.817	1.111	5.278	8.851
2002:4	7.474	96.646	7.250	7.746	6.763	6.804	6.902	0.934	5.441	8.926

	RPPERM	RROW3	RTB	RTBY	RTRKLF	RUG	RUM	SERPRM96	SERVE96	SINV96
2000:1	0.447	3.330	5.520	5.700	9.528	4.070	3.340	4600.182	4659.300	5800.800
2000:2	0.560	3.740	5.710	5.890	10.403	4.000	3.270	4644.904	4718.800	5879.600
2000:3	0.559	3.980	6.022	6.200	9.633	4.016	3.228	4683.730	4740.322	5955.688
2000:4	0.584	4.151	5.998	6.174	10.030	4.023	3.252	4719.412	4770.045	6023.972
2001:1	0.601	4.249	5.999	6.176	10.283	3.970	3.207	4754.458	4808.250	6106.960
2001:2	0.601	4.351	5.992	6.168	10.858	3.955	3.207	4791.357	4847.313	6189.619
2001:3	0.587	4.450	5.985	6.161	11.119	3.957	3.226	4826.548	4885.873	6268.229
2001:4	0.574	4.550	5.983	6.159	11.354	3.956	3.241	4864.231	4924.963	6342.476
2002:1	0.572	4.749	6.349	6.542	11.527	3.957	3.259	4902.947	4963.513	6412.290
2002:2	0.586	5.001	6.711	6.922	11.673	3.966	3.285	4941.740	5002.318	6480.748
2002:3	0.618	5.250	6.689	6.898	11.792	3.984	3.322	4980.514	5041.138	6545.823
2002:4	0.649	5.502	6.680	6.889	11.883	3.996	3.354	5019.162	5079.417	6606.936

	SINVA96	SINVF	SINVF96	SINVNF	SINVNF96	SINVO96	SINVT96	SPLONG	SPSHORT	STKSLA
2000:1	133.000	433.200	436.400	5353.200	5362.400	5068.200	161.200	0.199	0.153	2.042
2000:2	134.500	432.000	442.400	5457.200	5434.800	5127.900	172.400	0.180	0.126	2.180
2000:3	135.246	435.023	444.400	5559.018	5508.888	5197.406	176.235	0.157	0.097	2.209
2000:4	136.075	438.097	446.400	5653.782	5575.172	5260.239	178.858	0.150	0.082	2.242
2001:1	136.018	441.136	448.400	5778.333	5656.160	5340.460	179.682	0.139	0.076	2.217
2001:2	136.771	444.230	450.400	5904.334	5736.819	5420.474	179.573	0.123	0.071	2.250
2001:3	136.960	447.288	452.400	6027.363	5813.429	5497.389	179.081	0.110	0.071	2.243
2001:4	137.155	450.401	454.400	6147.588	5885.676	5570.011	178.510	0.095	0.073	2.240
2002:1	137.115	453.479	456.400	6264.857	5953.490	5638.498	177.877	0.080	0.065	2.240
2002:2	137.215	456.612	458.400	6381.747	6019.948	5705.690	177.043	0.072	0.053	2.255
2002:3	137.487	459.755	460.400	6496.060	6083.023	5769.900	175.635	0.068	0.048	2.295
2002:4	137.125	462.909	462.400	6608.324	6142.136	5831.152	173.858	0.063	0.053	2.303

	STKSLO	STKSLT	TAXGAINS	TC	TCF	TCSL	TIB	TIBF	TIBSL	TP
2000:1	3.753	2.001	337.607	286.300	245.700	40.600	755.900	106.800	649.200	1239.300
2000:2	3.750	2.262	345.375	292.000	250.500	41.500	764.600	108.900	655.700	1277.200
2000:3	3.753	2.257	351.274	294.975	253.791	41.183	773.777	109.827	663.950	1301.968
2000:4	3.746	2.347	355.543	288.408	249.001	39.407	781.423	110.613	670.810	1323.993
2001:1	3.765	2.319	359.771	288.103	249.071	39.033	789.923	111.674	678.249	1333.831
2001:2	3.779	2.338	363.334	285.681	247.273	38.408	797.478	112.505	684.974	1350.436
2001:3	3.792	2.317	366.629	286.004	247.624	38.380	805.048	113.275	691.773	1372.347
2001:4	3.800	2.306	369.946	287.276	248.726	38.550	813.043	114.079	698.963	1384.661
2002:1	3.805	2.307	373.659	284.327	246.321	38.006	822.691	115.847	706.844	1390.557
2002:2	3.810	2.323	376.933	282.874	245.060	37.814	831.393	116.741	714.653	1404.103
2002:3	3.811	2.357	379.458	283.259	245.285	37.974	840.048	117.615	722.433	1425.876
2002:4	3.810	2.362	381.761	285.851	247.351	38.500	849.069	118.581	730.488	1447.488

	TPF	TPSL	TRKH	TRKL	TRKLD	TRKLF	TRKLQ	TSI	TSIF	TSIP
2000:1	978.000	261.400	0.643	8.827	7.986	0.841	8.827	691.200	681.500	353.400
2000:2	1003.600	273.600	0.623	8.296	7.433	0.863	8.296	701.700	691.800	358.800
2000:3	1023.511	278.457	0.570	8.548	7.724	0.823	8.548	710.553	700.653	363.553
2000:4	1040.950	283.044	0.574	8.299	7.466	0.832	8.299	719.197	709.297	368.200
2001:1	1045.462	288.369	0.581	8.377	7.516	0.861	8.377	732.901	723.001	375.535
2001:2	1057.168	293.269	0.588	8.295	7.394	0.901	8.295	742.196	732.296	380.536
2001:3	1074.283	298.064	0.587	8.333	7.406	0.927	8.333	751.352	741.452	385.467
2001:4	1081.709	302.952	0.589	8.349	7.401	0.948	8.349	760.659	750.759	390.482
2002:1	1082.326	308.231	0.591	8.326	7.367	0.960	8.326	774.142	764.242	397.724
2002:2	1090.673	313.429	0.588	8.257	7.293	0.964	8.257	783.532	773.632	402.792
2002:3	1107.497	318.379	0.584	8.111	7.155	0.956	8.111	792.886	782.986	407.845
2002:4	1124.145	323.343	0.578	8.042	7.087	0.956	8.042	802.448	792.548	413.013

	UCKNC	UCKPDIE	UCKPDIP	UCKPDOE	UCKPDTH	UR	VEHL	X	X96	XG
2000:1	15.455	23.537	19.182	24.520	33.975	40.284	18.196	1051.900	1084.800	747.500
2000:2	15.663	23.372	19.266	24.260	33.720	39.478	17.240	1092.900	1121.800	783.600
2000:3	15.630	23.123	19.064	23.976	33.392	39.014	17.356	1120.597	1145.004	808.114
2000:4	15.810	22.789	18.952	23.642	32.931	38.002	17.005	1150.214	1169.725	830.889
2001:1	15.967	22.537	18.795	23.454	32.537	37.396	17.149	1180.171	1195.230	850.916
2001:2	16.202	22.931	18.671	23.959	33.049	36.906	16.963	1210.309	1220.562	868.237
2001:3	16.435	23.032	18.536	24.165	33.123	36.483	17.023	1239.508	1245.562	885.423
2001:4	16.653	23.224	18.383	24.447	33.394	36.206	17.039	1270.273	1271.130	904.332
2002:1	17.018	23.509	18.314	24.799	33.780	36.161	16.975	1304.430	1297.413	926.153
2002:2	17.423	23.718	18.263	25.062	34.028	35.550	16.816	1340.851	1324.544	950.038
2002:3	17.743	23.806	18.158	25.198	34.075	34.599	16.504	1379.170	1352.161	975.433
2002:4	18.068	23.866	18.055	25.299	34.100	34.071	16.346	1419.502	1380.735	1002.477

	XG96	XG96Q	XG96QR	XS	XS96	XS96Q	XS96QR	YCAT	YCBT	YCP
2000:1	798.100	798.100	6.031	304.400	288.500	288.500	6.941	634.400	920.700	936.300
2000:2	833.500	833.500	18.958	309.200	291.000	291.000	3.512	650.400	942.500	963.600
2000:3	855.521	855.521	10.994	312.483	292.886	292.886	2.618	660.409	955.384	970.384
2000:4	875.872	875.872	9.860	319.324	297.545	297.545	6.516	653.535	941.943	961.943
2001:1	893.818	893.818	8.451	329.255	305.051	305.051	10.479	656.754	944.857	969.857
2001:2	909.059	909.059	6.997	342.072	314.782	314.782	13.384	656.095	941.776	966.776
2001:3	924.774	924.774	7.096	354.085	323.782	323.782	11.937	659.896	945.900	968.900
2001:4	941.575	941.575	7.467	365.940	332.339	332.339	10.998	665.260	952.536	973.536
2002:1	959.318	959.318	7.754	378.277	340.716	340.716	10.470	663.339	947.666	968.666
2002:2	977.970	977.970	8.007	390.813	349.066	349.066	10.169	663.796	946.670	967.670
2002:3	997.090	997.090	8.053	403.737	357.447	357.447	9.955	667.335	950.594	971.594
2002:4	1017.094	1017.094	8.270	417.026	365.924	365.924	9.830	674.700	960.550	981.550

	YD	YD96	YFP	YNFP	YOL	YP	YPADJ	YPADJ96	YPDIV	YPERM96
2000:1	6866.500	6443.100	19.100	674.800	514.000	8105.800	7297.100	6847.237	386.900	5416.496
2000:2	6964.900	6502.000	21.500	688.100	520.500	8242.100	7424.600	6931.105	392.600	5457.493
2000:3	7055.796	6545.649	26.434	697.230	527.413	8357.764	7541.594	6996.323	400.792	5499.371
2000:4	7150.543	6592.705	22.974	708.741	534.205	8474.536	7651.556	7054.632	410.888	5541.409
2001:1	7289.536	6682.554	24.049	722.732	541.101	8623.367	7780.726	7132.844	421.032	5592.249
2001:2	7399.124	6746.697	24.843	735.192	548.016	8749.560	7898.813	7202.325	429.404	5643.929
2001:3	7501.036	6804.537	25.430	747.841	554.925	8873.384	8014.205	7270.056	436.718	5697.888
2001:4	7614.290	6868.683	25.869	760.512	561.861	8998.951	8132.006	7335.704	442.908	5753.907
2002:1	7754.561	6948.100	26.201	772.427	568.805	9145.118	8259.967	7400.946	448.474	5813.256
2002:2	7875.051	7006.192	26.463	784.315	575.779	9279.154	8385.824	7460.610	453.723	5872.569
2002:3	7981.037	7047.693	26.667	796.104	582.778	9406.913	8505.207	7510.563	458.128	5925.348
2002:4	8086.867	7086.195	26.834	809.074	589.842	9534.355	8624.985	7557.726	461.887	5973.275

	YPINT	YPWS	YT96	YUNB
2000:1	1011.600	3910.500	72.771	20.100
2000:2	1031.300	3980.000	77.834	19.400
2000:3	1052.244	4042.481	78.017	19.564
2000:4	1064.659	4108.049	78.434	19.630
2001:1	1072.127	4182.894	99.467	19.367
2001:2	1081.708	4254.650	106.515	19.324
2001:3	1090.731	4325.259	104.629	19.375
2001:4	1102.019	4397.168	108.069	19.407
2002:1	1118.416	4468.214	113.363	19.454
2002:2	1138.809	4540.275	108.829	19.542
2002:3	1153.863	4612.097	94.565	19.681
2002:4	1166.516	4686.041	83.067	19.793

	AUTOS	AUTOSB	AUTOSBQ	AUTOSC	AUTOSD	AUTOSF	C	C96	CD	CD96
2000:2	-16.947	-26.772	-26.772	-10.297	-20.420	-3.300	5.209	3.067	-5.684	-5.024
2000:3	-5.926	-12.585	19.009	-1.800	-7.207	-1.429	6.788	4.140	5.281	7.498
2000:4	-4.539	1.725	-16.752	-7.825	-6.067	0.768	5.343	2.773	1.600	2.674
2001:1	3.008	7.691	-3.060	-0.652	2.590	4.406	5.723	3.334	4.323	5.223
2001:2	-4.629	1.247	2.796	-9.542	-4.426	-5.300	5.158	2.924	2.725	3.595
2001:3	1.018	8.172	3.598	-4.872	1.875	-1.786	5.195	3.053	3.477	4.337
2001:4	-0.017	6.034	4.158	-5.225	1.049	-3.521	5.543	3.204	3.991	4.499
2002:1	-1.870	-1.905	5.859	-1.905	-1.122	-4.372	6.012	3.184	4.686	4.977
2002:2	-4.070	-4.146	2.304	-4.146	-3.535	-5.879	6.011	3.046	4.190	4.276
2002:3	-7.597	-7.737	-2.665	-7.737	-7.253	-8.773	5.990	2.873	3.576	3.480
2002:4	-4.135	-4.215	-4.227	-4.215	-3.790	-5.318	6.074	2.847	4.266	3.915

	CDFE	CDFE96	CDFRN96	CDHE96	CDO	CDO96	CDV	CDV96	CDVA96	CDVAR.U
2000:2	1.820	5.677	10.083	4.773	0.960	2.319	-14.891	-16.889	-12.902	3.439
2000:3	6.720	11.996	5.830	13.334	6.879	8.570	3.175	2.932	-0.463	3.115
2000:4	3.483	8.019	1.435	9.427	4.356	4.686	-1.490	-3.111	-6.887	3.405
2001:1	4.382	8.843	0.046	10.707	6.357	6.048	3.238	1.469	0.774	3.915
2001:2	3.337	7.843	-1.253	9.726	5.758	5.154	0.617	-1.094	-8.823	4.111
2001:3	3.071	7.643	-2.404	9.677	5.720	5.018	2.707	0.903	-3.804	4.496
2001:4	3.423	7.800	-0.039	9.325	5.684	4.801	3.650	1.257	-4.224	4.796
2002:1	3.913	8.032	1.074	9.351	5.273	4.094	5.119	2.576	-0.579	4.885
2002:2	3.846	7.623	2.338	8.598	5.427	3.994	3.867	1.304	-3.104	5.138
2002:3	3.939	7.457	3.155	8.236	5.744	4.071	2.098	-0.510	-7.185	5.134
2002:4	3.909	7.271	3.504	7.943	6.044	4.197	3.664	0.629	-3.232	4.601

	CDVO96	CDVT96	CN	CN96	CNCS	CNCS96	CNFC	CNFC96	CNFD	CNFD96
2000:2	-12.466	-25.822	7.043	3.581	3.131	5.561	4.395	17.354	4.287	1.987
2000:3	3.738	5.517	6.920	4.030	5.077	9.664	13.230	-1.841	5.899	1.464
2000:4	3.209	-7.036	4.668	1.938	2.097	3.508	-6.728	-12.202	4.916	1.364
2001:1	4.143	-1.281	4.069	1.941	1.346	2.393	-5.257	-2.531	5.077	1.859
2001:2	4.331	0.057	3.430	1.764	1.235	2.336	-8.289	1.199	4.776	1.577
2001:3	4.272	1.260	3.168	1.972	1.510	2.691	-8.962	4.399	4.809	1.620
2001:4	4.630	2.321	3.776	2.299	1.941	3.125	-5.685	2.754	5.343	1.924
2002:1	4.919	2.533	4.886	2.240	1.374	2.352	-1.867	-1.811	6.224	2.451
2002:2	3.862	2.191	4.853	2.092	1.481	2.236	-0.020	-1.119	6.137	2.137
2002:3	2.544	1.935	4.931	1.950	1.755	2.432	-0.267	-1.910	6.023	1.857
2002:4	2.330	1.982	5.007	1.908	1.885	2.490	0.325	-1.377	6.045	1.794

	CNGO	CNGO96	CNO	CNO96	CNPERM96	CS	CS96	CURR	DISC	DLPX
2000:2	24.805	3.084	9.540	4.898	5.089	6.719	4.608	4.257	-0.167	-17.545
2000:3	11.173	0.801	8.358	6.459	4.885	7.038	3.504	4.672	-0.352	-3.220
2000:4	5.742	-1.558	5.881	3.613	3.988	6.485	3.224	5.550	-0.121	12.166
2001:1	2.195	0.701	4.850	2.350	3.059	6.867	3.663	7.065	-0.017	-41.015
2001:2	-3.106	0.512	4.827	2.154	2.396	6.549	3.378	6.012	0.098	10.209
2001:3	-7.578	1.445	5.028	2.249	2.156	6.580	3.341	6.026	0.085	-50.291
2001:4	-6.537	1.909	5.517	2.576	2.022	6.750	3.398	6.050	0.053	92.702
2002:1	0.793	1.728	5.970	2.076	2.095	6.841	3.298	5.809	0.222	336.579
2002:2	1.382	1.133	5.673	2.292	2.109	6.952	3.275	5.431	0.231	61.644
2002:3	1.799	0.846	5.853	2.259	2.094	6.996	3.208	5.684	0.074	47.600
2002:4	1.966	0.866	5.920	2.162	2.050	6.958	3.099	5.959	0.066	21.147

	FS	FS96	FSDP	FSDP96	FSO96	G	G96	GAUTO96	GCBDD	GCE
2000:2	6.354	3.872	6.980	4.739	5.151	7.647	4.839	-24.776	2027.301	-1.618
2000:3	5.701	3.389	6.362	3.819	5.118	3.129	-0.287	-6.381	-51.239	7.878
2000:4	5.835	3.499	6.313	3.815	5.694	6.426	3.122	-4.239	9.804	3.778
2001:1	6.253	3.768	6.908	4.293	4.169	7.482	2.676	4.307	-11.681	6.387
2001:2	5.767	3.549	6.038	3.820	4.559	5.893	2.870	-2.541	27.535	2.809
2001:3	5.965	3.682	5.954	3.820	4.346	5.919	3.034	1.627	6.837	2.795
2001:4	6.048	3.700	6.008	3.724	4.494	5.538	2.593	2.047	-19.273	2.798
2002:1	6.358	3.564	6.428	3.469	4.446	7.065	2.125	-0.424	-0.699	6.524
2002:2	6.065	3.398	6.056	3.231	4.324	5.524	2.024	-2.584	21.793	3.006
2002:3	6.055	3.262	5.975	3.000	4.437	5.551	1.902	-7.823	8.376	2.990
2002:4	6.306	3.415	6.179	3.089	4.448	5.177	1.448	-4.658	-19.497	2.998

	GDEBTM	GDEBTP	GDP	GDP96	GDP96R4	GDPERM96	GDPROW4	GDPROW5	GF	GF96
2000:2	-16.588	-22.387	8.154	5.647	76.733	5.563	4.452	4.049	17.916	17.167
2000:3	-4.034	-8.251	5.712	3.276	-34.583	5.155	2.410	2.540	-4.558	-7.024
2000:4	-5.472	-5.367	5.495	3.158	-64.906	4.497	2.630	2.910	4.561	2.456
2001:1	-8.108	-7.079	6.803	4.344	-10.919	4.107	2.640	3.340	7.645	0.799
2001:2	-21.853	-24.414	5.731	3.516	-42.443	3.861	2.960	3.390	3.004	0.969
2001:3	-10.732	-9.347	5.778	3.499	6.397	3.585	2.850	3.100	3.047	0.982
2001:4	-8.830	-6.936	5.855	3.505	9.937	3.590	2.890	3.120	3.050	0.909
2002:1	-11.796	-8.414	6.161	3.370	-23.705	3.564	2.900	3.130	7.592	0.400
2002:2	-23.261	-25.282	5.992	3.327	-5.320	3.419	2.900	3.140	2.991	0.490
2002:3	-12.314	-11.865	5.905	3.115	-10.739	3.319	2.790	3.050	3.045	0.405
2002:4	-11.771	-9.822	6.132	3.245	-7.590	3.279	2.790	3.050	3.097	0.364

	GFCCC96	GFD	GFD96	GFND	GFND96	GFNDC	GINTF	GINTFF	GNP	GSL
2000:2	-38.762	17.768	16.907	18.171	17.873	14.587	-6.908	13.269	8.134	2.608
2000:3	-100.000	0.725	-1.888	-13.135	-15.364	-9.776	-8.318	-2.292	5.704	7.397
2000:4	NC	2.853	0.834	7.656	5.393	0.000	-10.840	-10.840	5.486	7.398
2001:1	NC	7.249	0.288	8.344	1.703	9.055	-11.435	-11.435	6.836	7.399
2001:2	NC	2.908	0.931	3.171	1.036	2.338	-10.913	-10.913	5.764	7.399
2001:3	NC	2.887	0.878	3.328	1.166	2.559	-10.783	-10.783	5.816	7.399
2001:4	NC	2.887	0.787	3.337	1.124	2.542	-11.384	-11.384	5.894	6.804
2002:1	NC	7.217	-0.131	8.251	1.336	8.931	-11.384	-11.384	6.119	6.804
2002:2	NC	2.826	0.299	3.279	0.824	2.472	-9.072	-9.072	5.950	6.804
2002:3	NC	2.916	0.226	3.270	0.719	2.457	-10.565	-10.565	5.863	6.806
2002:4	NC	2.905	0.115	3.433	0.800	2.667	-13.904	-13.904	6.088	6.206

	GSL96	GTRF	GTRP	GTRUCK96	HASSET	HESTK04	HESTK16	HOUSCOMP	HOUSEX	HS
2000:2	-1.086	8.542	7.689	8.512	115.034	14.821	14.173	-6.502	26.428	-26.259
2000:3	3.438	-0.398	3.215	-5.284	54.873	14.102	14.625	-18.666	-6.293	-15.119
2000:4	3.466	7.125	4.464	-10.709	27.344	11.856	14.270	-11.776	-0.162	-3.000
2001:1	3.647	11.393	10.086	3.107	35.625	9.556	14.236	-2.039	-7.488	2.740
2001:2	3.855	3.829	4.422	-5.200	39.743	10.758	13.831	2.701	-0.812	4.083
2001:3	4.087	3.886	4.463	1.285	35.085	9.882	13.423	1.117	-1.334	-2.686
2001:4	3.447	3.868	4.193	0.264	23.203	9.845	13.259	-1.924	-0.726	-2.433
2002:1	2.991	10.169	8.906	-1.975	9.883	9.515	12.868	-2.577	1.527	-2.723
2002:2	2.795	3.904	4.219	-4.769	18.657	9.228	12.670	-3.114	-1.944	-3.750
2002:3	2.648	3.924	4.236	-9.429	-35.104	8.866	11.885	-2.899	-1.043	-1.908
2002:4	1.982	4.387	3.973	-5.167	15.510	8.519	11.406	-0.164	2.173	2.878

	HSMULT	HSSING	I96	IBF	IBF96	IBFNC	IBFNC96	IBFPD	IBFPD96	IINV
2000:2	-45.106	-19.862	21.739	16.423	14.562	8.273	4.452	19.032	17.881	3262.368
2000:3	-39.377	-7.511	5.951	11.526	11.026	13.174	8.908	11.032	11.671	7.152
2000:4	-12.184	-0.675	6.368	12.684	12.065	14.006	9.471	12.285	12.860	-33.802
2001:1	-4.211	4.424	12.398	12.921	12.386	12.506	7.901	13.047	13.778	120.008
2001:2	13.330	2.043	7.628	10.747	10.169	12.003	7.320	10.367	11.046	1.204
2001:3	-0.228	-3.258	6.221	9.973	9.492	8.545	3.970	10.412	11.219	-16.386
2001:4	-5.414	-1.715	5.513	9.149	8.597	6.725	2.067	9.894	10.642	-18.238
2002:1	-5.431	-2.078	4.652	8.173	7.520	5.388	0.497	9.024	9.709	-19.819
2002:2	-5.487	-3.341	4.584	7.602	6.804	5.231	0.069	8.318	8.882	-4.938
2002:3	-5.791	-0.991	3.671	7.029	6.043	5.606	0.175	7.454	7.834	-16.336
2002:4	-7.495	5.371	4.527	7.934	6.808	5.157	-0.427	8.765	9.020	-20.749

	IINV96	IINVA96	IINVF	IINVF96	IINVNF	IINVNF96	IINVO96	IINVT96	IINVV96	INCWM96
2000:2	2026.992	0.000	-100.000	779.745	2365.862	2204.079	603.171	80808.642	15388.340	40.188
2000:3	-12.186	-93.870	NA	-98.917	-2.990	10.262	84.973	-98.625	-98.307	34.269
2000:4	-35.132	51.989	0.000	0.000	-34.442	-35.929	-33.221	-78.110	-67.770	21.372
2001:1	118.168	-99.998	0.000	0.000	123.941	122.871	165.728	-99.026	-99.757	9.977
2001:2	-1.582	NA	0.000	0.000	1.229	-1.621	-1.035	-99.970	-49.946	6.127
2001:3	-18.195	-99.611	0.000	0.000	-16.695	-18.612	-14.612	41809.162	-95.030	-0.791
2001:4	-20.425	15.504	0.000	0.000	-18.595	-20.912	-20.527	79.649	130.790	-4.735
2002:1	-21.824	-99.820	0.000	0.000	-20.224	-22.372	-20.901	51.531	934.480	-7.508
2002:2	-7.547	3821.719	0.000	0.000	-5.053	-7.763	-7.353	202.328	41.435	-8.826
2002:3	-18.351	5287.637	0.000	0.000	-16.700	-18.861	-16.607	708.701	471.611	-6.812
2002:4	-22.215	212.359	0.000	0.000	-21.222	-22.853	-17.187	154.349	1162.606	-5.302

	INETFOR	IPDAU96	IPDIE	IPDIE96	IPDIP	IPDIP96	IPDOE96	IPDT96Q	IPDTRK	IPDTRK96
2000:2	24.257	-29.301	13.681	13.470	28.652	27.719	60.955	-12.662	-10.948	-12.662
2000:3	17.783	-9.487	14.126	12.996	23.080	25.000	-21.430	-8.149	16.067	14.742
2000:4	24.852	3.816	9.460	7.583	20.758	24.000	6.144	30.397	-9.939	-11.531
2001:1	21.598	9.854	4.071	1.666	18.162	22.000	-0.980	-9.910	16.774	14.642
2001:2	11.443	3.541	4.858	2.101	15.837	20.000	6.812	14.733	-4.797	-6.517
2001:3	5.079	9.963	4.376	1.436	13.724	18.000	3.015	-8.525	5.466	3.559
2001:4	4.501	8.015	4.423	1.329	13.640	18.000	2.823	4.359	2.100	-0.465
2002:1	8.993	0.567	4.907	1.550	13.684	18.000	3.113	-0.681	-2.438	-5.131
2002:2	6.962	-1.540	4.803	1.142	13.832	18.000	1.975	-6.597	-7.520	-10.024
2002:3	5.394	-5.017	5.050	1.055	14.005	18.000	1.877	-10.431	-15.595	-17.886
2002:4	5.373	-1.645	5.090	0.805	14.163	18.000	1.223	-17.473	-7.987	-10.808

	IPDTRO	IPDTRO96	IRC	IRC96	IRCM	IRCM96	IRCOS	IRCOS96	IRCPD	IRCPD96
2000:2	8.577	6.474	3.890	1.299	-1.386	-3.319	16.836	10.837	4.277	0.000
2000:3	-6.898	-7.098	-2.843	-6.220	-18.555	-22.238	4.954	1.073	-2.795	-2.741
2000:4	0.827	-1.149	0.988	-2.824	-6.907	-11.236	4.995	1.191	-2.437	-1.920
2001:1	9.348	6.885	3.890	0.118	-0.601	-5.092	5.900	2.315	-0.019	-1.432
2001:2	4.082	1.073	5.041	1.049	2.295	-2.307	5.294	1.389	-1.001	-1.333
2001:3	7.771	4.766	4.623	0.248	2.137	-2.398	5.315	0.938	-0.971	-1.382
2001:4	6.115	2.811	4.591	0.073	1.640	-2.900	6.017	1.558	-0.376	-1.102
2002:1	2.867	-0.449	4.312	-0.398	1.935	-2.782	5.705	1.115	0.438	-0.351
2002:2	0.200	-3.154	3.514	-1.265	1.803	-2.887	4.722	0.072	-0.045	-1.129
2002:3	-3.294	-6.835	3.723	-1.138	0.031	-4.522	5.139	0.346	-0.127	-1.384
2002:4	0.270	-3.568	5.858	0.757	-1.535	-6.164	6.320	1.345	0.445	-0.900

	IRCS	IRCS96	JCAP	JCLH	JCLHD	JCU	JEXRM	JIP	JIPM	JIPROW5
2000:2	-3.892	-4.617	4.477	5.103	2.961	3.511	12.131	7.990	7.822	8.025
2000:3	-6.205	-9.328	4.184	5.114	2.511	-1.344	7.287	3.396	2.980	3.015
2000:4	-0.820	-4.756	4.024	5.303	2.734	-1.317	-0.699	3.043	2.654	1.041
2001:1	3.093	-0.830	3.877	5.469	3.085	0.940	-2.755	3.875	4.853	0.922
2001:2	5.452	1.306	3.751	5.359	3.120	0.110	-2.910	2.853	3.865	1.323
2001:3	4.636	0.109	3.642	5.358	3.213	-0.146	-2.711	2.663	3.491	1.377
2001:4	4.065	-0.657	3.545	5.305	2.971	-0.163	-2.964	2.679	3.376	1.397
2002:1	3.685	-1.280	3.459	5.427	2.615	-0.280	-3.497	2.574	3.169	1.486
2002:2	2.929	-2.114	3.385	5.256	2.312	-0.325	-3.679	2.523	3.049	1.669
2002:3	3.222	-1.877	3.335	5.285	2.189	-0.626	-4.047	2.241	2.689	1.719
2002:4	6.616	1.201	3.310	5.312	2.108	-0.493	-4.289	2.395	2.801	1.762

	JQLH	JQLHT	JRAUTO	JULC	KCA	KCAG	KCAGF	KCAP	LCURRENT	LJUS.ROW
2000:2	5.976	-23.309	15.320	-0.364	9.856	9.470	7.182	9.979	30.802	-50.870
2000:3	2.454	-25.436	7.499	2.450	8.457	7.995	5.854	8.511	-9.803	-8.275
2000:4	2.194	-29.230	1.115	3.042	8.227	7.309	4.565	8.419	11.636	-37.553
2001:1	2.826	-29.676	-0.817	2.570	8.257	7.391	4.618	8.437	8.256	-22.838
2001:2	2.321	-21.456	-0.805	2.969	8.161	7.389	4.593	8.322	0.740	-26.076
2001:3	2.582	-14.093	0.498	2.706	8.066	7.391	4.572	8.206	-4.521	-26.315
2001:4	2.531	-16.497	1.142	2.705	8.056	7.458	4.636	8.180	-2.904	-27.140
2002:1	2.397	-7.185	2.170	2.960	8.037	7.631	4.801	8.121	0.087	26.529
2002:2	2.476	-3.020	5.890	2.713	7.981	7.777	4.940	8.023	-2.891	5.241
2002:3	2.343	-18.727	6.758	2.875	7.867	7.892	5.052	7.862	-4.648	-54.072
2002:4	2.460	-22.201	4.140	2.784	7.788	7.922	5.106	7.760	-4.853	-58.878

	M	M1	M2	M96	MAUTO96	MBASE	MGNOIL	MGNOIL96	MGOIL	MNOIL
2000:2	18.851	-2.498	4.699	18.543	9.799	2.965	19.568	18.567	38.208	17.352
2000:3	14.179	-0.380	6.363	10.411	-1.126	3.893	14.113	12.876	19.101	13.754
2000:4	13.125	1.259	5.733	9.807	-0.998	4.285	12.562	10.865	21.178	12.428
2001:1	14.292	1.626	5.717	11.381	-0.383	5.936	15.832	12.839	2.005	15.459
2001:2	11.216	1.045	4.967	9.258	-0.623	5.100	13.415	10.308	-9.817	13.226
2001:3	8.863	2.441	5.903	8.130	-0.497	5.172	11.768	8.928	-21.219	11.699
2001:4	8.915	2.372	5.736	7.373	-0.449	5.307	11.097	7.992	-16.903	11.100
2002:1	10.406	0.855	4.466	6.601	-0.557	5.255	10.767	7.080	4.566	10.828
2002:2	10.138	-0.421	3.690	6.163	-0.798	4.552	10.481	6.601	4.442	10.544
2002:3	9.893	1.524	5.278	5.502	-1.378	4.574	10.133	5.859	5.138	10.226
2002:4	9.889	1.886	5.441	5.257	-1.559	5.113	10.130	5.589	5.007	10.227

	MNOIL96	MS	MS96	MTRK96	MULT	NIASF	NIASOUTF	NIASSL	NINT	PC
2000:2	17.331	6.603	10.567	-36.202	1.205	8.936	4.745	78.437	15.904	2.080
2000:3	12.327	11.896	9.446	0.317	2.563	55.704	67.442	-9.058	16.651	2.539
2000:4	10.537	11.731	8.733	-5.273	0.874	23.210	17.289	-28.541	10.751	2.501
2001:1	12.277	13.518	9.266	10.013	0.119	-13.592	-14.235	-15.534	7.054	2.312
2001:2	9.931	12.236	7.859	2.677	-0.705	16.264	16.155	-26.491	7.935	2.171
2001:3	8.670	11.334	7.210	8.967	-0.608	26.483	26.661	-25.998	7.150	2.079
2001:4	7.807	11.116	6.722	7.225	-0.377	9.213	8.984	-20.007	8.588	2.266
2002:1	6.953	11.150	6.168	4.001	-1.576	-18.396	-19.118	-19.149	11.594	2.740
2002:2	6.477	10.875	5.704	0.313	-1.637	8.749	8.635	-20.957	12.810	2.878
2002:3	5.765	10.717	5.151	-5.091	-0.526	24.053	24.413	-23.554	9.444	3.030
2002:4	5.499	10.737	4.904	-1.752	-0.469	24.807	25.205	-0.181	8.745	3.138

	PCDFE	PCDFRN	PCDHE	PCDO	PCDV	PCDVA	PCDVO	PCDVT	PCN	PCNCS
2000:2	-3.669	-3.741	-3.836	-1.325	2.398	2.053	2.959	2.391	3.309	-2.321
2000:3	-4.713	-0.744	-5.443	-1.564	0.239	0.275	1.515	-1.477	2.794	-4.178
2000:4	-4.199	0.006	-4.931	-0.315	1.673	1.475	2.192	1.238	2.679	-1.363
2001:1	-4.098	0.716	-4.840	0.291	1.743	1.448	2.128	1.570	2.087	-1.022
2001:2	-4.178	0.640	-4.868	0.575	1.729	1.430	2.140	1.355	1.636	-1.076
2001:3	-4.248	0.654	-4.866	0.668	1.788	1.448	2.171	1.528	1.172	-1.149
2001:4	-4.060	0.850	-4.787	0.843	2.363	1.929	2.577	2.388	1.444	-1.148
2002:1	-3.812	1.110	-4.575	1.132	2.480	1.937	2.783	2.527	2.588	-0.956
2002:2	-3.509	1.261	-4.325	1.378	2.530	1.930	2.925	2.456	2.705	-0.738
2002:3	-3.274	1.404	-4.122	1.608	2.622	1.948	3.039	2.494	2.924	-0.661
2002:4	-3.134	1.468	-3.993	1.773	3.016	2.443	3.363	2.954	3.040	-0.590

	PCNFC	PCNFD	PCNGO	PCNO	PCPI	PCPICORE	PCPISA	PCROW4	PCROW4Q	PCROW4QR
2000:2	-11.048	2.249	21.048	4.407	4.306	2.992	3.572	3.229	3.229	7266.623
2000:3	15.363	4.378	10.307	1.798	3.105	2.300	3.215	2.020	1.893	-88.177
2000:4	6.234	3.504	7.416	2.189	3.027	2.653	3.333	1.940	1.623	-60.968
2001:1	-2.797	3.160	1.483	2.442	2.804	2.601	3.050	1.770	1.599	-64.323
2001:2	-9.375	3.149	-3.600	2.617	3.459	2.597	2.803	1.810	1.463	-70.699
2001:3	-12.798	3.138	-8.895	2.718	2.470	2.604	2.563	2.110	1.604	-66.508
2001:4	-8.213	3.355	-8.288	2.867	2.375	2.607	2.688	2.240	2.115	3.322
2002:1	-0.057	3.683	-0.920	3.815	2.960	2.662	3.210	2.360	2.451	202.381
2002:2	1.111	3.916	0.246	3.306	3.973	2.674	3.316	2.420	2.509	87.956
2002:3	1.675	4.091	0.945	3.515	3.380	2.741	3.458	2.550	2.391	-10.907
2002:4	1.726	4.177	1.090	3.678	3.231	2.803	3.557	2.800	2.554	1.578

	PCROW5	PCRUDE	PCS	PCSEG	PG	PGDP	PGFD	PGFND	PGI	PGSL
2000:2	4.897	31.596	2.017	7.511	2.699	2.396	0.785	0.367	3.064	3.760
2000:3	3.850	36.832	3.400	15.088	3.419	2.344	2.652	2.603	2.801	3.822
2000:4	4.440	4.071	3.159	4.038	3.204	2.265	2.002	2.147	3.102	3.800
2001:1	4.840	-6.060	3.091	3.193	4.682	2.356	6.940	6.530	3.243	3.620
2001:2	4.880	-10.436	3.067	2.195	2.939	2.140	1.959	2.113	3.245	3.412
2001:3	5.080	-10.862	3.135	1.794	2.800	2.202	1.992	2.137	3.254	3.182
2001:4	5.170	-2.716	3.242	1.979	2.871	2.271	2.084	2.189	3.411	3.246
2002:1	5.260	4.419	3.430	1.947	4.838	2.701	7.359	6.824	3.750	3.702
2002:2	5.310	3.234	3.561	2.386	3.431	2.579	2.519	2.435	4.053	3.900
2002:3	5.400	3.793	3.671	2.516	3.581	2.705	2.684	2.533	4.315	4.051
2002:4	5.790	3.750	3.743	2.579	3.675	2.796	2.787	2.613	4.480	4.142

	PIBF	PINC	PIPD	PIPDAU	PIPDIE	PIPDIP	PIPDOE	PIPDT	PIPDTRO	PIRC
2000:2	1.638	3.669	1.017	2.553	0.195	0.765	-1.250	1.986	1.975	2.588
2000:3	0.436	3.934	-0.630	-0.031	0.996	-1.550	0.561	1.138	0.215	3.566
2000:4	0.553	4.143	-0.509	1.627	1.745	-2.614	1.961	1.800	1.999	3.923
2001:1	0.476	4.268	-0.648	1.353	2.366	-3.146	3.666	1.859	2.304	3.767
2001:2	0.525	4.364	-0.607	1.454	2.700	-3.469	4.348	1.839	2.978	3.950
2001:3	0.440	4.400	-0.729	1.417	2.898	-3.623	4.622	1.842	2.869	4.364
2001:4	0.509	4.564	-0.673	1.940	3.053	-3.695	4.431	2.577	3.214	4.515
2002:1	0.608	4.867	-0.621	1.919	3.306	-3.658	4.161	2.838	3.332	4.729
2002:2	0.747	5.158	-0.515	1.926	3.620	-3.532	4.330	2.783	3.463	4.840
2002:3	0.930	5.421	-0.348	1.938	3.954	-3.386	4.672	2.790	3.801	4.917
2002:4	1.055	5.608	-0.232	2.453	4.251	-3.252	4.856	3.163	3.980	5.062

	PIRCM	PIRCOS	PIRCPD	PIRCS	PM	PMGNOIL	PMGOIL	PMGROW	PMNOIL	PMROW
2000:2	2.005	5.412	4.273	0.776	0.211	0.835	1.767	13.068	0.018	12.152
2000:3	4.725	3.841	-0.060	3.426	3.449	1.090	31.749	8.456	1.271	8.650
2000:4	4.877	3.759	-0.527	4.132	3.022	1.531	18.784	0.821	1.711	1.000
2001:1	4.732	3.504	1.434	3.956	2.614	2.652	0.000	-0.177	2.833	0.000
2001:2	4.710	3.852	0.336	4.092	1.792	2.817	-11.581	-0.175	2.997	0.000
2001:3	4.646	4.337	0.416	4.522	0.677	2.607	-22.752	-0.175	2.787	0.000
2001:4	4.676	4.391	0.734	4.754	1.436	2.875	-18.549	-0.174	3.055	0.000
2002:1	4.852	4.540	0.792	5.029	3.569	3.443	2.550	-0.174	3.623	0.000
2002:2	4.829	4.647	1.096	5.151	3.744	3.640	2.392	-0.173	3.820	0.000
2002:3	4.769	4.777	1.275	5.197	4.162	4.037	3.085	-0.173	4.217	0.000
2002:4	4.934	4.909	1.357	5.350	4.400	4.301	2.921	-0.173	4.482	0.000

	PMROWQ	PMROWQR	PMS	PMSROW	POIL	POP16	POP20	POP65	PPI	PPNF
2000:2	12.152	116.594	-3.624	8.068	2.495	0.889	1.215	1.594	3.568	2.055
2000:3	3.904	-98.935	2.310	9.765	42.494	1.000	1.300	1.015	1.368	2.476
2000:4	7.440	-75.513	2.756	2.038	15.944	1.000	1.000	0.636	1.771	2.561
2001:1	0.303	-69.745	3.891	1.029	-0.710	1.000	1.000	0.647	1.506	2.438
2001:2	-0.076	-14.368	4.058	1.030	-11.607	1.000	1.000	0.634	1.286	2.488
2001:3	0.481	144.603	3.846	1.031	-22.841	1.000	1.000	0.645	1.272	2.518
2001:4	0.212	40.483	4.117	1.031	-17.929	1.000	1.000	0.632	2.219	2.743
2002:1	0.790	189.219	4.693	1.032	3.554	1.000	1.000	0.643	3.160	3.057
2002:2	-0.108	-12.239	4.891	1.032	1.441	1.000	1.000	0.642	3.475	3.294
2002:3	-0.663	-59.754	5.293	1.032	2.746	1.000	1.000	0.762	3.849	3.462
2002:4	0.436	85.506	5.560	1.033	2.676	1.000	1.000	0.906	3.732	3.539

	PX	PXG	PXGQ	PXS	PXSQ	RAAA	RAUTOSF	RBAR	RBASE	RCD
2000:2	1.869	1.460	1.460	2.874	2.874	3.149	16.597	12.133	-99.704	40.926
2000:3	1.854	1.923	1.923	1.594	1.594	-8.031	4.643	9.743	197.412	3.415
2000:4	1.908	1.729	1.729	2.378	2.378	0.922	5.559	-0.086	46.697	2.893
2001:1	1.670	1.424	1.424	2.311	2.311	-0.419	1.357	-1.386	268.399	0.181
2001:2	1.712	1.305	1.305	2.753	2.753	2.853	-0.704	0.441	-45.520	-0.405
2001:3	1.435	0.989	0.989	2.562	2.562	2.535	-2.775	0.774	5.798	-0.424
2001:4	1.693	1.259	1.259	2.777	2.777	1.433	-3.505	1.427	10.837	-0.173
2002:1	2.457	2.091	2.091	3.360	3.360	7.172	-2.550	7.209	-3.861	31.406
2002:2	2.775	2.513	2.513	3.413	3.413	7.999	-1.886	13.576	-43.703	27.147
2002:3	3.063	2.847	2.847	3.587	3.587	3.541	-1.273	8.221	1.984	-3.435
2002:4	3.216	3.039	3.039	3.642	3.642	3.205	-1.234	2.170	56.054	-1.616

	RCPCD	REM	RFF	RFFRULE	RG05	RG10	RG30	RHSAVE	RM2	RMORT
2000:2	40.926	0.290	48.483	48.483	-9.926	-17.272	-18.821	406.250	-71.311	2.937
2000:3	3.415	0.174	15.500	78.947	-20.526	-17.437	-11.472	-99.791	236.392	-13.333
2000:4	2.893	-0.100	0.000	24.091	-7.873	3.176	17.160	-30.474	-34.122	1.608
2001:1	0.181	0.186	0.000	-18.671	-1.131	0.619	5.032	349758.349	-1.121	0.222
2001:2	-0.405	0.001	0.000	-6.397	6.918	7.796	7.165	348.328	-43.005	5.692
2001:3	-0.424	-0.078	0.000	-4.912	5.853	6.597	6.209	52.166	99.467	6.052
2001:4	-0.173	-0.061	0.000	-0.880	3.546	4.362	4.259	86.550	-10.832	2.183
2002:1	31.406	-0.075	24.788	8.045	15.432	13.174	10.940	284.240	-63.250	6.394
2002:2	27.147	-0.110	24.030	9.902	15.503	13.591	11.433	21.555	-53.400	10.809
2002:3	-3.435	-0.153	0.000	10.613	4.611	5.779	5.666	-37.514	318.676	7.461
2002:4	-1.616	-0.130	0.000	11.333	4.058	5.120	5.107	-50.074	12.870	3.426

	RPPERM	RROW3	RTB	RTBY	RTRKLF	RUG	RUM	SERPRM96	SERVE96	SINV96
2000:2	145.921	59.114	14.495	14.015	42.114	-6.704	-8.123	3.946	5.207	5.545
2000:3	-0.556	28.231	23.678	22.739	-26.459	1.600	-5.032	3.386	1.837	5.278
2000:4	19.104	18.291	-1.583	-1.607	17.517	0.662	3.029	3.082	2.532	4.666
2001:1	11.855	9.797	0.105	0.107	10.494	-5.150	-5.420	3.004	3.242	5.625
2001:2	-0.054	10.021	-0.489	-0.496	24.319	-1.442	-0.035	3.141	3.289	5.525
2001:3	-8.587	9.364	-0.453	-0.460	9.963	0.215	2.382	2.970	3.220	5.178
2001:4	-8.738	9.273	-0.155	-0.157	8.699	-0.156	1.831	3.160	3.239	4.823
2002:1	-1.439	18.676	26.819	27.297	6.258	0.137	2.245	3.222	3.168	4.476
2002:2	9.866	23.007	24.857	25.323	5.150	0.878	3.297	3.203	3.164	4.339
2002:3	24.136	21.488	-1.326	-1.349	4.135	1.797	4.588	3.176	3.141	4.077
2002:4	21.218	20.623	-0.545	-0.554	3.147	1.291	3.828	3.140	3.072	3.787

	SINVA96	SINVF	SINVF96	SINVNF	SINVNF96	SINVO96	SINVT96	SPLONG	SPSHORT	STKSLA
2000:2	4.588	-1.103	5.614	8.000	5.511	4.796	30.824	-33.907	-53.105	29.884
2000:3	2.238	2.829	1.821	7.675	5.565	5.533	9.199	-41.136	-64.839	5.385
2000:4	2.474	2.856	1.812	6.995	4.900	4.924	6.088	-18.297	-49.499	6.264
2001:1	-0.169	2.804	1.804	9.107	5.939	6.241	1.856	-24.884	-27.801	-4.403
2001:2	2.235	2.835	1.796	9.012	5.827	6.129	-0.242	-38.871	-19.734	6.083
2001:3	0.552	2.782	1.788	8.599	5.450	5.798	-1.093	-36.683	-5.419	-1.378
2001:4	0.571	2.813	1.780	8.221	5.064	5.390	-1.268	-43.699	12.646	-0.452
2002:1	-0.117	2.761	1.772	7.851	4.689	5.010	-1.411	-50.097	-35.368	-0.054
2002:2	0.294	2.792	1.764	7.675	4.540	4.853	-1.863	-34.034	-56.256	2.712
2002:3	0.796	2.782	1.757	7.360	4.257	4.578	-3.142	-20.784	-31.822	7.332
2002:4	-1.049	2.772	1.749	7.094	3.944	4.314	-3.987	-26.715	47.580	1.451

	STKSLO	STKSLT	TAXGAINS	TC	TCF	TCSL	TIB	TIBF	TIBSL	TP
2000:2	-0.338	63.490	9.526	8.205	8.046	9.166	4.684	8.100	4.065	12.805
2000:3	0.395	-0.920	7.009	4.138	5.360	-3.017	4.888	3.449	5.128	7.985
2000:4	-0.728	16.791	4.951	-8.612	-7.339	-16.168	4.012	2.893	4.198	6.941
2001:1	1.989	-4.695	4.842	-0.422	0.112	-3.749	4.423	3.894	4.510	3.005
2001:2	1.502	3.359	4.020	-3.321	-2.855	-6.250	3.881	3.007	4.025	5.073
2001:3	1.392	-3.429	3.677	0.452	0.568	-0.289	3.851	2.768	4.030	6.650
2001:4	0.858	-2.002	3.669	1.791	1.793	1.782	4.032	2.869	4.223	3.638
2002:1	0.540	0.256	4.075	-4.044	-3.812	-5.528	4.832	6.344	4.587	1.714
2002:2	0.507	2.679	3.551	-2.027	-2.031	-2.004	4.299	3.122	4.493	3.954
2002:3	0.135	6.143	2.707	0.545	0.367	1.710	4.229	3.028	4.427	6.348
2002:4	-0.128	0.719	2.449	3.710	3.412	5.653	4.365	3.329	4.535	6.202

	TPF	TPSL	TRKH	TRKL	TRKLD	TRKLF	TRKLQ	TSI	TSIF	TSIP
2000:2	10.889	20.017	-11.873	-21.977	-24.952	10.882	-21.977	6.216	6.184	6.254
2000:3	8.175	7.292	-30.020	12.702	16.623	-17.118	12.702	5.143	5.218	5.406
2000:4	6.992	6.753	3.030	-11.159	-12.708	4.404	-11.159	4.956	5.027	5.211
2001:1	1.745	7.741	5.055	3.836	2.671	14.732	3.836	7.842	7.955	8.211
2001:2	4.554	6.971	4.971	-3.863	-6.304	19.517	-3.863	5.171	5.243	5.434
2001:3	6.635	6.703	-0.790	1.830	0.643	11.975	1.830	5.027	5.096	5.285
2001:4	2.794	6.723	1.259	0.786	-0.272	9.554	0.786	5.048	5.116	5.306
2002:1	0.228	7.155	1.104	-1.082	-1.854	5.109	-1.082	7.281	7.380	7.627
2002:2	3.121	6.918	-1.528	-3.299	-3.935	1.681	-3.299	4.941	5.006	5.195
2002:3	6.314	6.467	-2.837	-6.855	-7.355	-3.003	-6.855	4.862	4.925	5.114
2002:4	6.150	6.384	-4.070	-3.365	-3.766	-0.324	-3.365	4.912	4.975	5.165

	UCKNC	UCKPDIE	UCKPDIP	UCKPDOE	UCKPDTH	UR	VEHL	X	X96	XG
2000:2	5.495	-2.775	1.760	-4.178	-2.965	-7.766	-19.417	16.526	14.357	20.763
2000:3	-0.841	-4.183	-4.118	-4.596	-3.838	-4.619	2.723	10.529	8.534	13.113
2000:4	4.679	-5.654	-2.334	-5.453	-5.407	-9.983	-7.844	10.998	8.920	11.759
2001:1	4.023	-4.363	-3.274	-3.147	-4.704	-6.227	3.411	10.832	9.011	9.995
2001:2	6.021	7.181	-2.611	8.901	6.441	-5.139	-4.255	10.613	8.751	8.394
2001:3	5.879	1.776	-2.858	3.481	0.895	-4.507	1.414	10.005	8.448	8.156
2001:4	5.405	3.375	-3.260	4.757	3.316	-2.999	0.376	10.304	8.467	8.820
2002:1	9.058	5.013	-1.503	5.882	4.701	-0.497	-1.485	11.198	8.531	10.007
2002:2	9.874	3.592	-1.102	4.302	2.976	-6.587	-3.693	11.645	8.631	10.722
2002:3	7.547	1.499	-2.283	2.200	0.549	-10.277	-7.233	11.931	8.605	11.129
2002:4	7.543	1.011	-2.245	1.597	0.294	-5.963	-3.758	12.221	8.725	11.560

	XG96	XG96Q	XG96QR	XS	XS96	XS96Q	XS96QR	YCAT	YCBT	YCP
2000:2	18.958	18.958	9661.055	6.458	3.512	3.512	-93.451	10.476	9.813	12.183
2000:3	10.994	10.994	-88.690	4.316	2.618	2.618	-69.112	6.299	5.581	2.846
2000:4	9.860	9.860	-35.303	9.049	6.516	6.516	3737.850	-4.099	-5.510	-3.434
2001:1	8.451	8.451	-46.033	13.032	10.479	10.479	568.984	1.985	1.243	3.332
2001:2	6.997	6.997	-52.998	16.505	13.384	13.384	166.075	-0.400	-1.298	-1.264
2001:3	7.096	7.096	5.772	14.805	11.937	11.937	-36.723	2.338	1.763	0.882
2001:4	7.467	7.467	22.601	14.080	10.998	10.998	-27.941	3.291	2.836	1.927
2002:1	7.754	7.754	16.245	14.182	10.470	10.470	-17.855	-1.150	-2.029	-1.986
2002:2	8.007	8.007	13.724	13.930	10.169	10.169	-11.010	0.276	-0.420	-0.411
2002:3	8.053	8.053	2.311	13.899	9.955	9.955	-8.157	2.150	1.669	1.632
2002:4	8.270	8.270	11.213	13.830	9.830	9.830	-4.947	4.488	4.255	4.162

	YD	YD96	YFP	YNFP	YOL	YP	YPADJ	YPADJ96	YPDIV	YPERM96
2000:2	5.857	3.707	60.554	8.120	5.155	6.898	7.174	4.990	6.025	3.062
2000:3	5.323	2.712	128.494	5.414	5.420	5.733	6.454	3.817	8.612	3.105
2000:4	5.480	2.907	-42.944	6.770	5.251	5.707	5.961	3.376	10.462	3.093
2001:1	8.005	5.564	20.071	8.133	5.265	7.212	6.926	4.509	10.247	3.721
2001:2	6.150	3.895	13.873	7.076	5.210	5.983	6.210	3.954	8.194	3.748
2001:3	5.624	3.474	9.801	7.062	5.139	5.782	5.973	3.815	6.990	3.879
2001:4	6.177	3.824	7.079	6.951	5.094	5.782	6.011	3.661	5.791	3.991
2002:1	7.575	4.706	5.239	6.416	5.036	6.657	6.444	3.605	5.122	4.190
2002:2	6.362	3.386	4.054	6.300	4.996	5.993	6.235	3.264	4.764	4.144
2002:3	5.493	2.391	3.125	6.149	4.951	5.622	5.817	2.705	3.940	3.644
2002:4	5.410	2.203	2.533	6.678	4.937	5.530	5.753	2.536	3.323	3.275

	YPINT	YPWS	YT96	YUNB
2000:2	8.020	7.301	30.868	-13.219
2000:3	8.374	6.429	0.948	3.416
2000:4	4.804	6.648	2.151	1.373
2001:1	2.836	7.489	158.644	-5.264
2001:2	3.623	7.040	31.504	-0.890
2001:3	3.379	6.805	-6.898	1.080
2001:4	4.204	6.818	13.815	0.650
2002:1	6.086	6.621	21.081	0.983
2002:2	7.495	6.609	-15.063	1.821
2002:3	5.394	6.479	-42.991	2.869
2002:4	4.459	6.569	-40.461	2.295